Grid® Report for Enterprise Risk Management (ERM) | Winter 2026

Enterprise Risk Management (ERM) Software

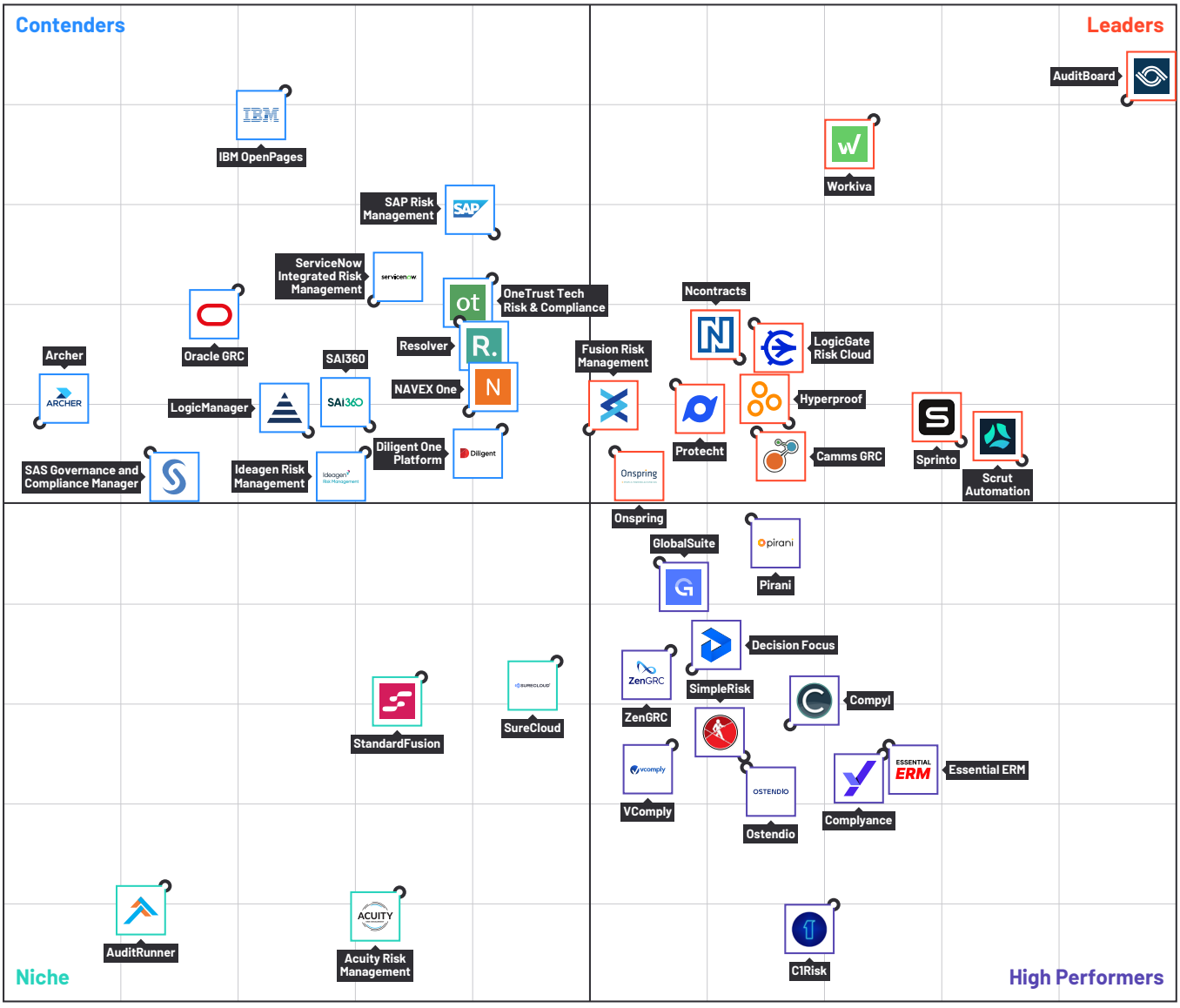

(Enterprise Risk Management (ERM) Software continues on next page)

© 2025 G2, Inc. All rights reserved. No part of this publication may be reproduced or distributed in any form without G2's prior written permission. While the information in this report has been obtained from sources believed to be reliable, G2 disclaims all warranties as to the accuracy, completeness, or adequacy of such information and shall have no liability for errors, omissions, or inadequacies in such information.

Enterprise Risk Management (ERM) Software (continued)

Enterprise Risk Management (ERM) Software Definition

Enterprise risk management (ERM) software helps businesses mitigate risk to minimize financial, legal, and all other liabilities. Companies use ERM software to define, implement, and monitor company-wide strategies for risk management. Also known as GRC Platforms, this type of software covers multiple types of risks: financial, hazard, strategic, and operational. Features of ERM software include organizing and evaluating risk information, tracking company-wide incidents, and providing various tools for measuring risk factors and modifying operations to comply with policies and regulations. This type of software is used mostly by compliance officers, analysts, and managers. Operations teams within an organization utilize ERM software to maintain the integrity of their company and avoid scenarios such as lawsuits, investigations, and injuries.

ERM software should not be confused with cybersecurity software, which focuses on security and privacy and does not cover other risks. Our security compliance category includes solutions that help companies document compliance with security frameworks and pass security audits. This type of software integrates with environmental, quality, and safety management software for industries such as retail and manufacturing. The three ERM components—governance, risk, and compliance—impact the organization and reveal valuable information to the other two. Vendors typically package the best GRC software and ERM platforms as a whole to deliver these collective benefits to the user.

To qualify for inclusion in the Enterprise Risk Management (ERM) category, a product must:

- Catalog, assess, and mitigate business-specific risks such as financial or health and safety
- Provide tools to communicate risks to employees, customers, vendors, and suppliers
- Create, maintain, and implement corporate policies and rules for internal and external use
- Maintain an up-to-date repository of laws, regulations, and industry standards
- Help users plan, implement, and track the performance of audit programs and tasks
- Ensure business continuity management through incident management and risk mitigation
- Deliver training and learning for compliance purposes, including certifications
- Perform third-party, vendor, and supplier risk assessments and due diligence
- Support multiple risk management methodologies, such as quantitative and qualitative
- Gather and analyze environmental, social, and governance (ESG) data from various sources

(Enterprise Risk Management (ERM) Software continues on next page)

© 2025 G2, Inc. All rights reserved.

Enterprise Risk Management (ERM) Software (continued)

Enterprise Risk Management (ERM) Grid® Scoring Description

Products shown on the Grid® for Enterprise Risk Management (ERM) have received a minimum of 10 reviews/ratings in data gathered by November 04, 2025. Products are ranked by customer satisfaction (based on user reviews) and market presence (based on market share, seller size, and social impact) and placed into four categories on the Grid®:

- Products in the Leader quadrant are rated highly by G2 users and have substantial Market Presence scores. Leaders include: AuditBoard, Workiva, Scrut Automation, Sprinto, LogicGate Risk Cloud, Ncontracts, Hyperproof, Camms GRC, Protecht, Fusion Framework System, and Onspring
- High Performing products have high customer Satisfaction scores and low Market Presence compared to the rest of the category. High Performers include: Pirani, Essential ERM, GlobalSuite, Complyance, CompyI, ZenGRC, Decision Focus, SimpleRisk, Ostendio, VComply, and C1Risk
- Contender products have relatively low customer Satisfaction scores and high Market Presence compared to the rest of the category. While they may have positive reviews, they do not have enough reviews to validate those ratings. Contenders include: SAP Risk Management, IBM OpenPages, OneTrust Tech Risk & Compliance, Resolver, ServiceNow Integrated Risk Management, Diligent One Platform, NAVEX One, Oracle GRC, SAI360, Ideagen Risk Management, LogicManager, SAS Governance and Compliance Manager, and Archer
- Niche products have relatively low Satisfaction scores and low Market Presence compared to the rest of the category. While they may have positive reviews, they do not have enough reviews to validate those ratings. Niche products include: SureCloud, StandardFusion, Acuity Risk Management, and AuditRunner

© 2025 G2, Inc. All rights reserved.

Grid® Scores for Enterprise Risk Management (ERM) Software

The table below shows the Satisfaction and Market Presence scores that determine product placement on the Grid®. To learn more about each of the products, please see the profile section.

Leaders

	# of Reviews	Satisfaction	Market Presence	G2 Score
AuditBoard	522	99	95	97
Workiva	146	76	93	84
Scrut Automation	184	89	55	72
Sprinto	62	84	57	70
LogicGate Risk Cloud	132	65	70	67
Ncontracts	95	64	66	65
Hyperproof	90	68	59	64
Camms GRC	43	65	58	62
Protecht	36	58	63	61
Fusion Risk Management	30	50	58	54
Onspring	46	52	56	54

(Grid® Scores for Enterprise Risk Management (ERM) Software continues on next page)

* Products are ordered by G2 Score. Satisfaction score is used as a tiebreaker if two products have the same G2 Score.

© 2025 G2, Inc. All rights reserved.

Grid® Scores for Enterprise Risk Management (ERM) Software (continued)

The table below shows the Satisfaction and Market Presence scores that determine product placement on the Grid®. To learn more about each of the products, please see the profile section.

High Performers

	# of Reviews	Satisfaction	Market Presence	G2 Score
Pirani	36	65	48	56
Essential ERM	35	77	23	50
GlobalSuite	16	56	43	50
Complyance	12	77	22	49
Compyl	22	68	25	47
ZenGRC	86	57	34	46
Decision Focus	20	59	32	45
SimpleRisk	10	64	22	43
Ostendio	14	64	21	42
VComply	31	58	23	40
C1Risk	13	72	5	39

(Grid® Scores for Enterprise Risk Management (ERM) Software continues on next page)

* Products are ordered by G2 Score. Satisfaction score is used as a tiebreaker if two products have the same G2 Score.

© 2025 G2, Inc. All rights reserved.

Grid® Scores for Enterprise Risk Management (ERM) Software (continued)

The table below shows the Satisfaction and Market Presence scores that determine product placement on the Grid®. To learn more about each of the products, please see the profile section.

Contenders

	# of Reviews	Satisfaction	Market Presence	G2 Score
SAP Risk Management	57	41	80	61
IBM OpenPages	46	22	96	59
OneTrust Tech Risk & Compliance	35	41	75	58
Resolver	60	38	70	54
ServiceNow Integrated Risk Management	15	30	72	51
Diligent One Platform	94	42	58	50
NAVEX One	33	39	60	50
Oracle GRC	11	18	74	46
SAI360	47	30	59	44
Ideagen Risk Management	23	30	56	43
LogicManager	57	25	58	41
SAS Governance and Compliance Manager	13	10	56	33
Archer	12	0	59	30

Niche

SureCloud	22	47	32	40
StandardFusion	42	35	31	33
Acuity Risk Management	14	33	7	20
AuditRunner	12	12	7	9

* Products are ordered by G2 Score. Satisfaction score is used as a tiebreaker if two products have the same G2 Score.

© 2025 G2, Inc. All rights reserved.

Grid® Methodology

Grid® Rating Methodology

The Grid® represents the democratic voice of real software users, rather than the subjective opinion of one analyst. G2 rates products from the Enterprise Risk Management (ERM) category algorithmically based on data sourced from product reviews shared by G2 users and data sourced from third parties.

Technology buyers can use the Grid® to help them quickly select the best products for their businesses and to find peers with similar experiences. For sellers, media, investors, and analysts, the Grid® provides benchmarks for product comparison and market trend analysis.

Grid® Scoring Methodology

The Grid® Report for Enterprise Risk Management (ERM) | Winter 2026 is based on reviews collected through November 04, 2025. We apply unique algorithms to this data to calculate Satisfaction (v4.0) and Market Presence (v7.0) scores for the Winter 2026 report quarter. To view the Enterprise Risk Management (ERM) Grid® with the most recent data, please visit the Enterprise Risk Management (ERM) page. For more details on Grid® Scoring, please view the G2 Scoring Methodology here.

Grid® Categorization Methodology

Making G2 research relevant and easy for people to use as they evaluate and select business software products is one of our most important goals. In support of that goal, organizing products and software companies in a well-defined structure that makes capturing, evaluating, and displaying reviews and other research in an orderly manner is a critical part of the research process.

To manage the process of categorizing the software products and the related reviews in the G2 community, G2 follows a publicly available categorization methodology. All products appearing on the Grid® have passed through G2's categorization methodology and meet G2's category standards.

Many terms that appear regularly across G2 and are used to aid in product categorization warrant a definition to facilitate buyer understanding. These terms may be included within reviews from the G2 community or in executive summaries for products included on the Grid®. A list of standard definitions is available to G2 users to eliminate confusion and ease the buying process.

Rating Changes and Dynamics

The ratings in this report are based on a snapshot of the user reviews and third-party data collected by G2 up through November 04, 2025. The ratings may change as the products are further developed, the sellers grow, and as additional opinions are shared by users. G2 updates the ratings on its website in real time as additional data is received, and this report will be updated as significant data is received. By improving their products and support and/or by having more satisfied customer voices heard, Contenders may become Leaders and Niche sellers may become High Performers.

Trust

Keeping our ratings unbiased is our top priority. G2 follows defined community guidelines to ensure privacy, and authenticity for users and reviews. For more details, please view the G2 Community Guidelines here.

(Grid® Methodology continues on next page)

** Net Promoter, Net Promoter System, Net Promoter Score, NPS and the NPS-related emoticons are registered trademarks of Bain & Company, Inc., Fred Reichheld and Satmetrix Systems, Inc.

© 2025 G2, Inc. All rights reserved.

Grid® Methodology (continued)

Grid® Inclusion Criteria

All products in a G2 category that have at least 10 reviews from real users of the product are included on the Grid®. Inviting other users, such as colleagues and peers, to join G2 and share authentic product reviews will accelerate this process.

If a product is not yet listed on G2 and it fits the market definition above, then users are encouraged to suggest its addition to our Enterprise Risk Management (ERM) category.

Product Profiles

Product profiles and detailed charts are included for products with 10 or more reviews.

© 2025 G2, Inc. All rights reserved.

AuditBoard

4.6 (1,565)

WINTER 2026 Leader

AuditBoard has been named a Leader based on receiving a high customer Satisfaction score and having a large Market Presence. AuditBoard received the highest Satisfaction score among products in Enterprise Risk Management (ERM). 97% of users rated it 4 or 5 stars, 95% of users believe it is headed in the right direction, and users said they would be likely to recommend AuditBoard at a rate of 92%. AuditBoard is also in the Security Compliance, Third Party & Supplier Risk Management, Regulatory Change Management, Audit Management, IT Risk Management, and Environmental, Social, and Governance (ESG) Reporting categories.

Satisfaction Ratings

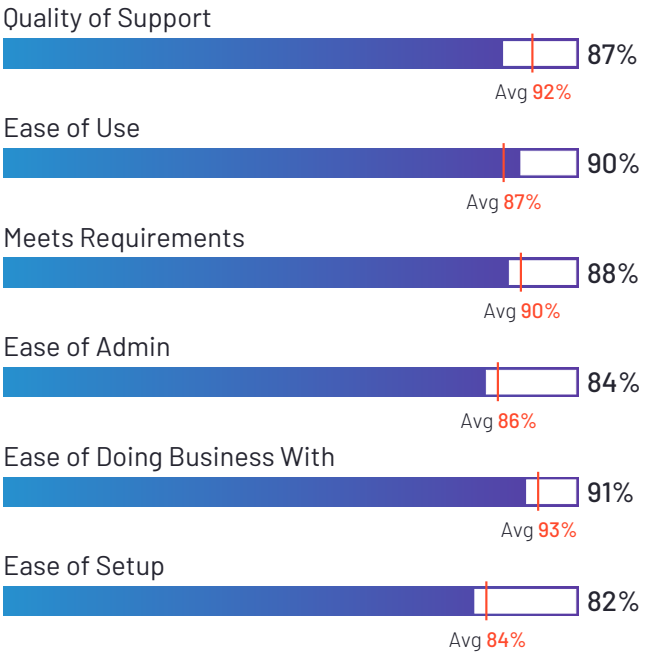

Top Industries Represented

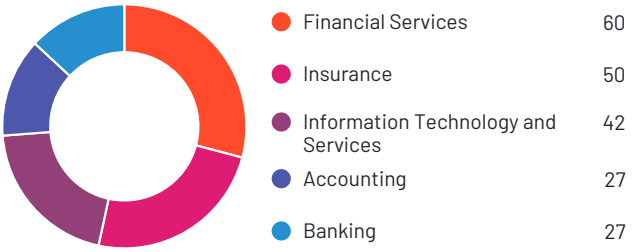

Highest-Rated Features

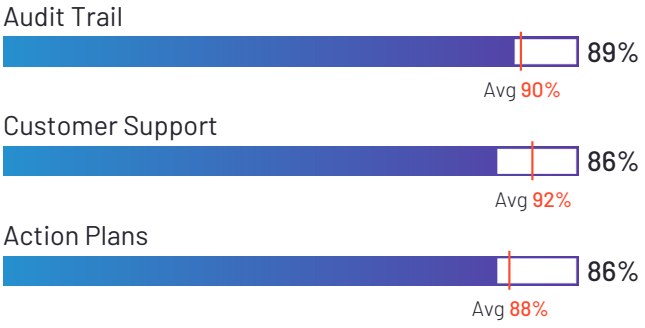

Lowest-Rated Features

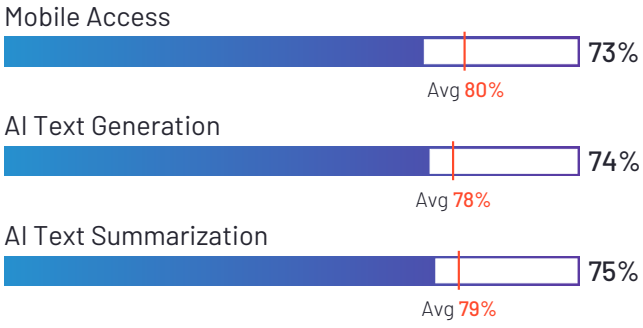

Ownership
AuditBoard

HQ Location
Cerritos, California

Year Founded
2014

Employees (Listed On Linkedin)
946

Company Website
auditboard.com

© 2025 G2, Inc. All rights reserved.

Workiva

4.5 ★★★★½ (1,845)

WINTER 2026 Leader

Workiva has been named a Leader based on receiving a high customer Satisfaction score and having a large Market Presence. 97% of users rated it 4 or 5 stars, 96% of users believe it is headed in the right direction, and users said they would be likely to recommend Workiva at a rate of 90%. Workiva is also in the Environmental, Social, and Governance (ESG) Reporting, SAP Store, Budgeting and Forecasting, Disclosure Management, Policy Management, Audit Management, Sustainability Management, Financial Close, FP&A (Financial Planning & Analysis), and Carbon Accounting categories.

Satisfaction Ratings

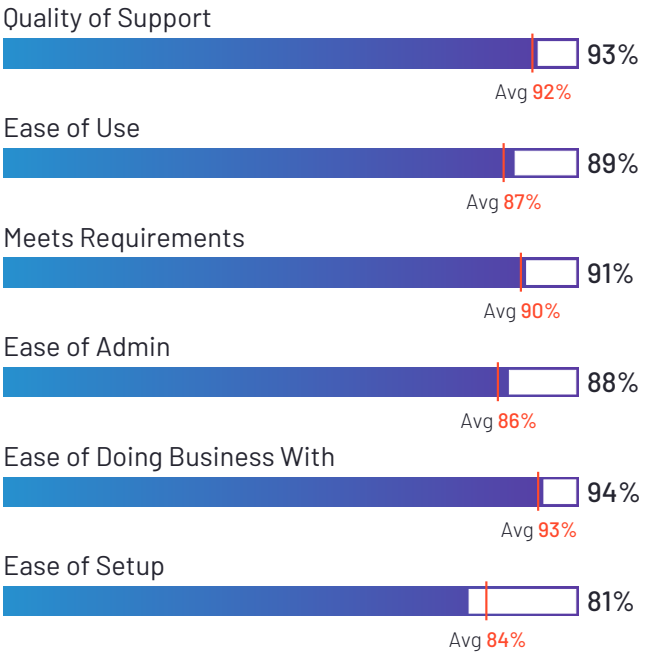

Top Industries Represented



Highest-Rated Features

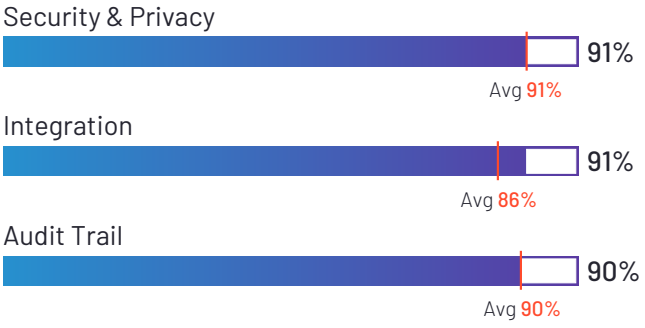

Lowest-Rated Features

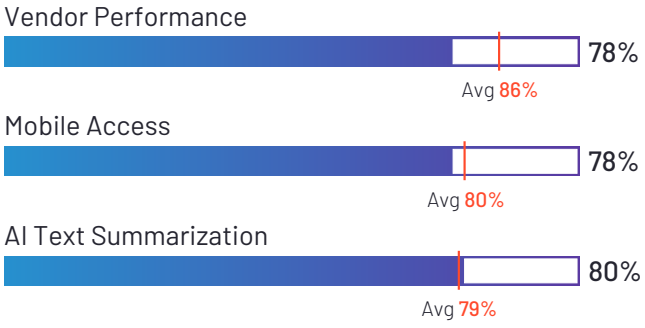

Ownership
Workiva

HQ Location
Ames, Iowa

Year Founded
2008

Employees (Listed On Linkedin)
3,218

Company Website
workiva.com

© 2025 G2, Inc. All rights reserved.

Scrut Automation

4.9 ★★★★★ (1,288)

Leader

Scrut Automation has been named a Leader based on receiving a high customer Satisfaction score and having a large Market Presence. 99% of users rated it 4 or 5 stars, 100% of users believe it is headed in the right direction, and users said they would be likely to recommend Scrut Automation at a rate of 98%. Scrut Automation is also in the Security Compliance, Cloud Security Posture Management (CSPM), Vendor Security and Privacy Assessment, Cloud Compliance, Policy Management, IT Risk Management, Audit Management, IT Asset Management, and Attack Surface Management categories.

Satisfaction Ratings

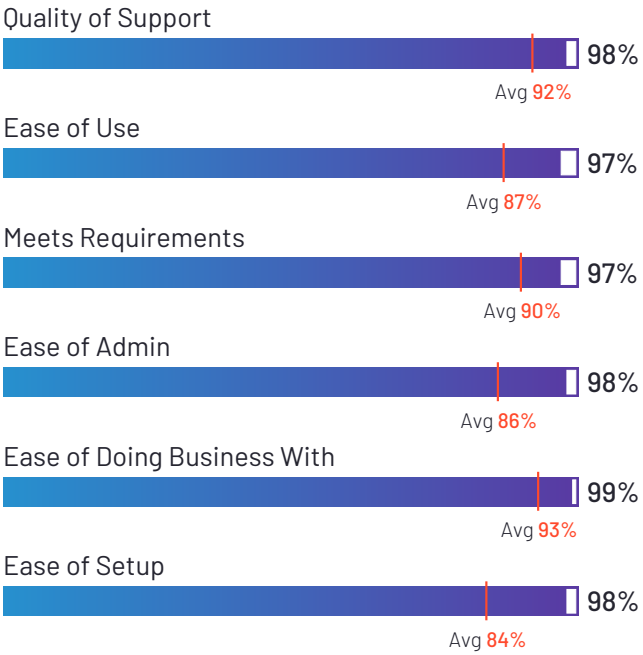

Top Industries Represented



Highest-Rated Features

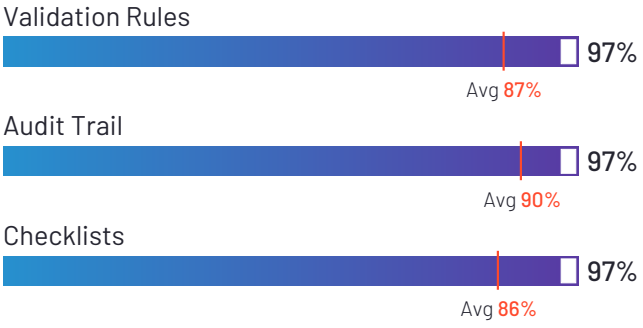

Lowest-Rated Features

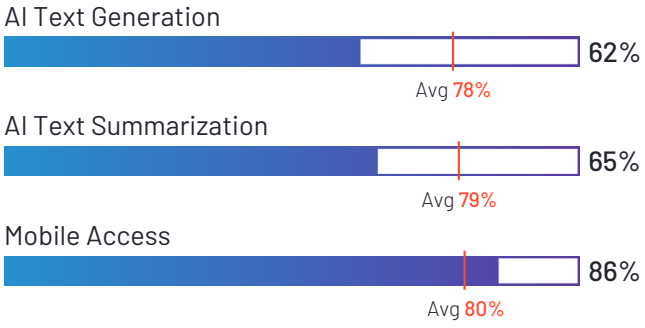

Ownership
Scrut Automation

HQ Location
Palo Alto, US

Year Founded
2022

Employees (Listed On Linkedin)
220

Company Website
www.scrut.io

© 2025 G2, Inc. All rights reserved.

Sprinto

4.8 ★★★★★ (1,491)

WINTER 2026 Leader

Sprinto has been named a Leader based on receiving a high customer Satisfaction score and having a large Market Presence. 100% of users rated it 4 or 5 stars, 98% of users believe it is headed in the right direction, and users said they would be likely to recommend Sprinto at a rate of 97%. Sprinto is also in the Security Compliance, Vendor Security and Privacy Assessment, Cloud Compliance, Cloud Data Security, Business Continuity Management, IT Risk Management, and Audit Management categories.

Satisfaction Ratings

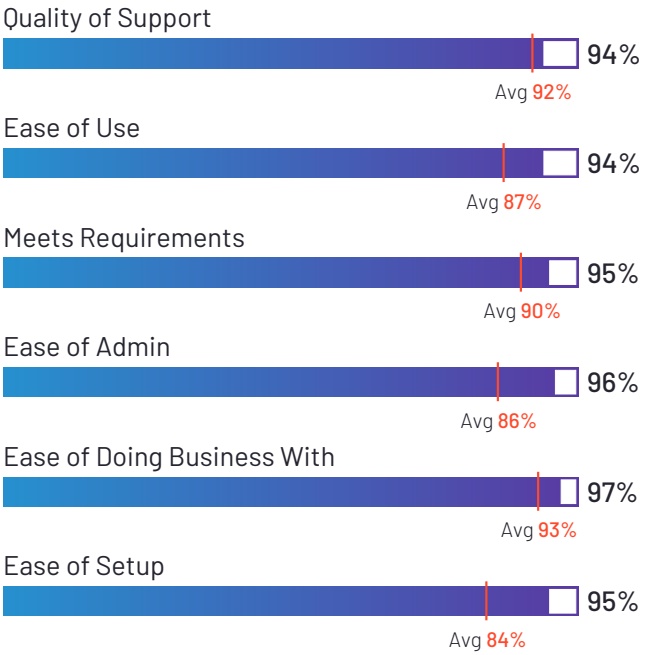

Top Industries Represented



Highest-Rated Features

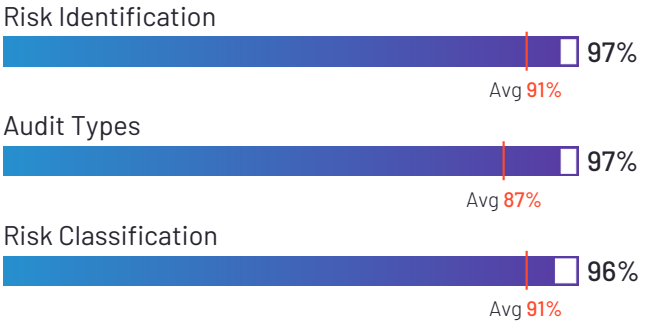

Lowest-Rated Features

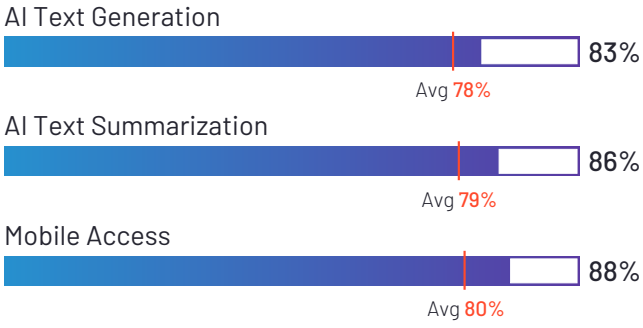

Ownership
Sprinto Technology Private Limited

HQ Location
San Francisco, US

Year Founded
2020

Employees (Listed On Linkedin)
457

Company Website
sprinto.com

© 2025 G2, Inc. All rights reserved.

LogicGate Risk Cloud

4.6 ★★★★½ (181)

WINTER 2026 Leader

LogicGate Risk Cloud has been named a Leader based on receiving a high customer Satisfaction score and having a large Market Presence. 99% of users rated it 4 or 5 stars, 95% of users believe it is headed in the right direction, and users said they would be likely to recommend LogicGate Risk Cloud at a rate of 92%. LogicGate Risk Cloud is also in the Security Compliance, Vendor Security and Privacy Assessment, Policy Management, Operational Risk Management, IT Risk Management, Regulatory Change Management, Audit Management, Incident Management, Business Process Management, Third Party & Supplier Risk Management, and AI Governance Tools categories.

Satisfaction Ratings

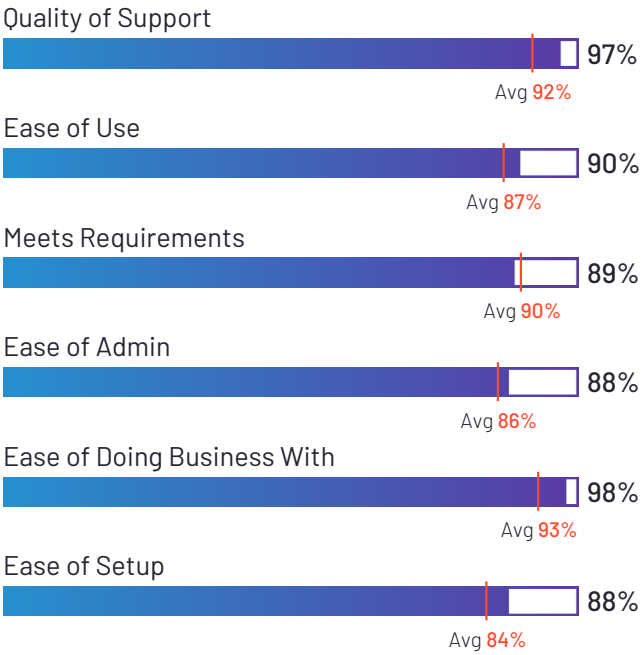

Top Industries Represented



Highest-Rated Features

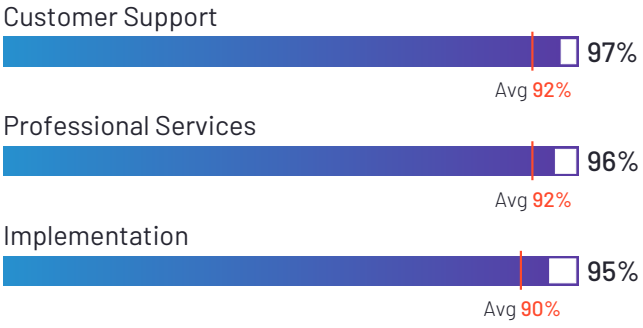

Lowest-Rated Features

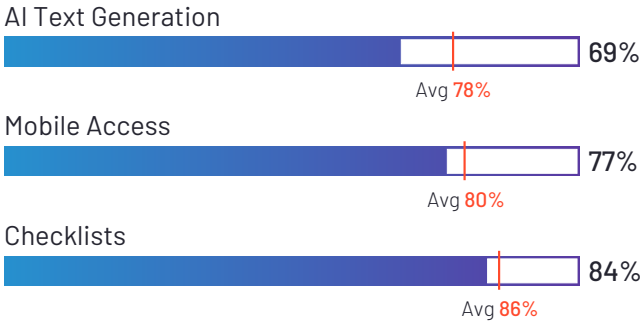

Ownership
LogicGate

HQ Location
Chicago, IL

Year Founded
2015

Employees (Listed On Linkedin)
240

Company Website
logicgate.com

© 2025 G2, Inc. All rights reserved.

Ncontracts

4.7 ★★★★½ (178)

WINTER 2026 Leader

Ncontracts has been named a Leader based on receiving a high customer Satisfaction score and having a large Market Presence. 100% of users rated it 4 or 5 stars, 98% of users believe it is headed in the right direction, and users said they would be likely to recommend Ncontracts at a rate of 94%. Ncontracts is also in the Operational Risk Management, Business Continuity Management, Third Party & Supplier Risk Management, Regulatory Change Management, Audit Management, Vendor Management, Vendor Security and Privacy Assessment, and Contractor Risk Management categories.

Satisfaction Ratings

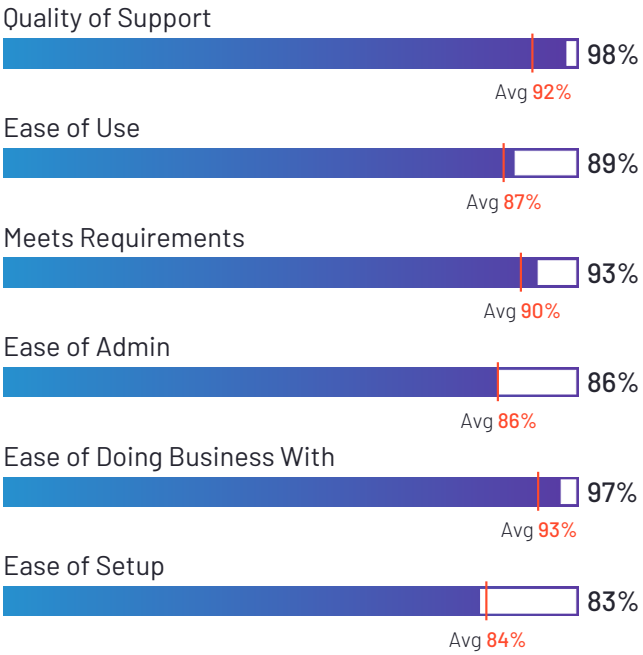

Top Industries Represented



Highest-Rated Features

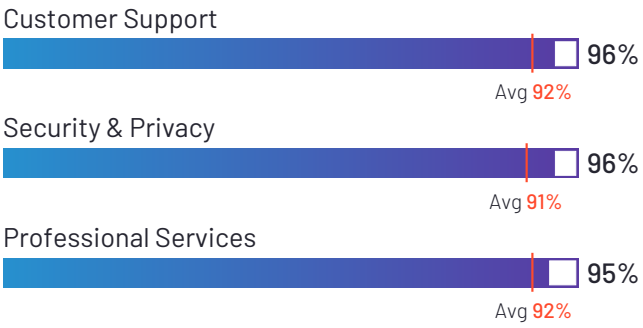

Lowest-Rated Features

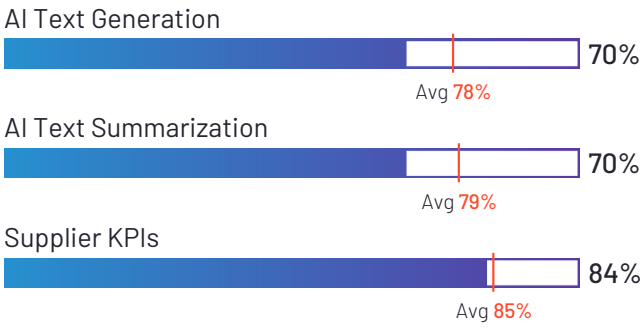

Ownership
Ncontracts

HQ Location
Brentwood, TN

Year Founded
2009

Employees (Listed On Linkedin)
473

Company Website
ncontracts.com

© 2025 G2, Inc. All rights reserved.

Hyperproof

4.5 (197)

Leader

Hyperproof has been named a Leader based on receiving a high customer Satisfaction score and having a large Market Presence. 99% of users rated it 4 or 5 stars, 99% of users believe it is headed in the right direction, and users said they would be likely to recommend Hyperproof at a rate of 93%. Hyperproof is also in the Contractor Risk Management, Security Compliance, Vendor Security and Privacy Assessment, Cloud Compliance, Operational Risk Management, IT Risk Management, Regulatory Change Management, Audit Management, and Vendor Management categories.

Satisfaction Ratings

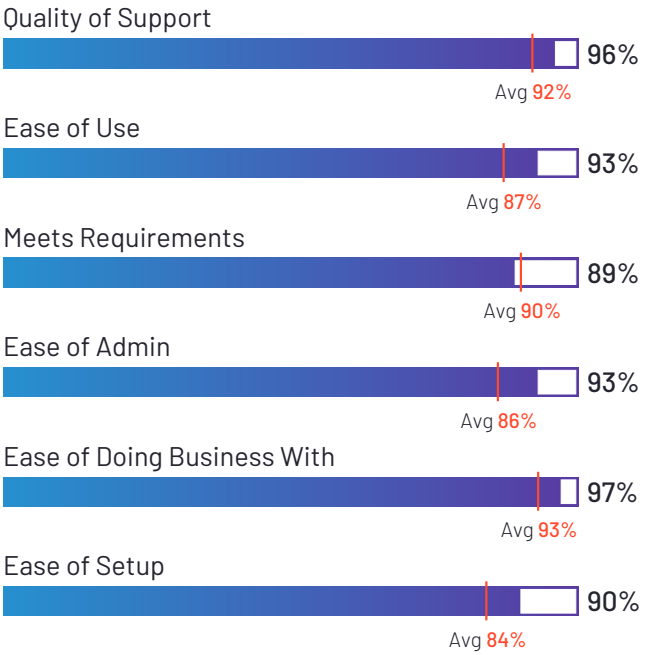

Top Industries Represented



Highest-Rated Features

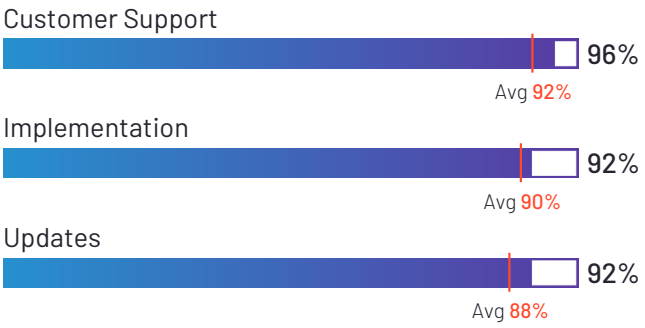

Lowest-Rated Features

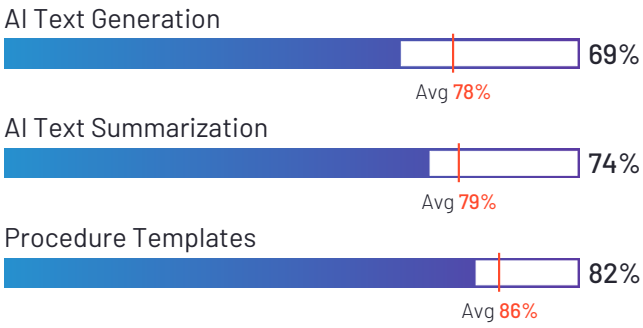

Ownership
Hyperproof

HQ Location
Seattle, Washington, United States

Year Founded
2018

Employees (Listed On Linkedin)
182

Company Website
hyperproof.io

© 2025 G2, Inc. All rights reserved.

Camms GRC

4.5 ★★★★½ (70)

Leader

Camms GRC has been named a Leader based on receiving a high customer Satisfaction score and having a large Market Presence. 98% of users rated it 4 or 5 stars, 97% of users believe it is headed in the right direction, and users said they would be likely to recommend Camms GRC at a rate of 91%. Camms GRC is also in the Operational Risk Management, IT Risk Management, Occupational Health and Safety (OHS), and Environmental, Social, and Governance (ESG) Reporting categories.

Satisfaction Ratings

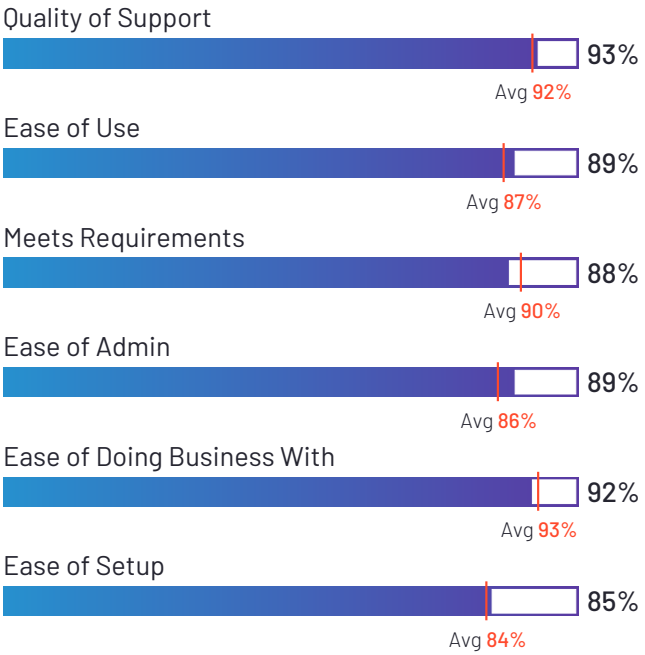

Top Industries Represented

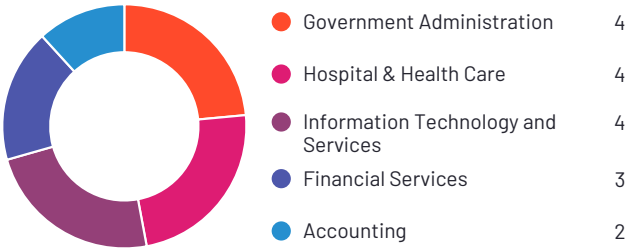

Highest-Rated Features



Lowest-Rated Features

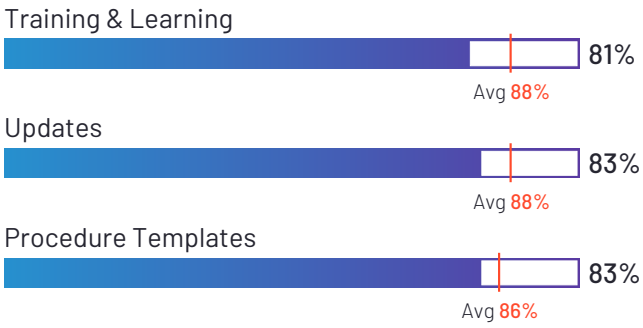

Ownership
Camms, a Riskonnect Company

HQ Location
Melbourne, Australia

Year Founded
1996

Employees (Listed On Linkedin)
348

Company Website
riskonnect.com

© 2025 G2, Inc. All rights reserved.

Protecht

4.6 (53)

Leader

Protecht has been named a Leader based on receiving a high customer Satisfaction score and having a large Market Presence. 100% of users rated it 4 or 5 stars, 100% of users believe it is headed in the right direction, and users said they would be likely to recommend Protecht at a rate of 93%. Protecht is also in the Security Compliance, Policy Management, Operational Risk Management, Regulatory Change Management, Audit Management, Business Continuity Management, and Third Party & Supplier Risk Management categories.

Satisfaction Ratings

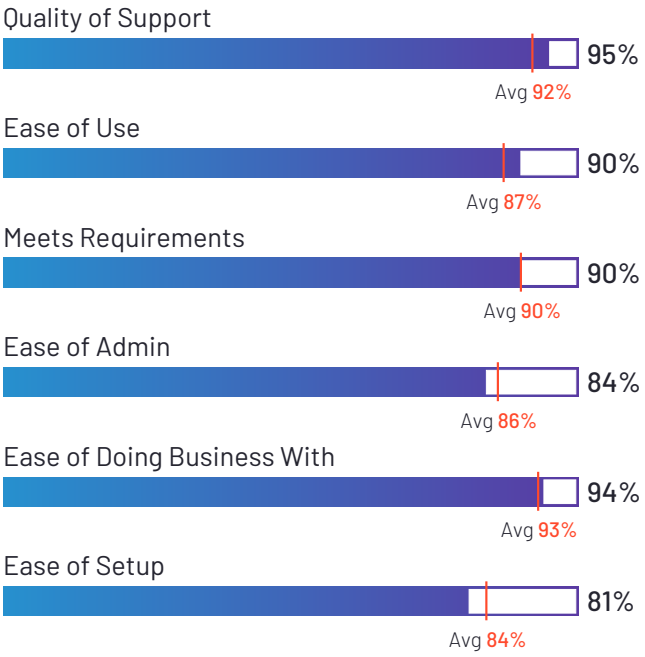

Top Industries Represented



Highest-Rated Features

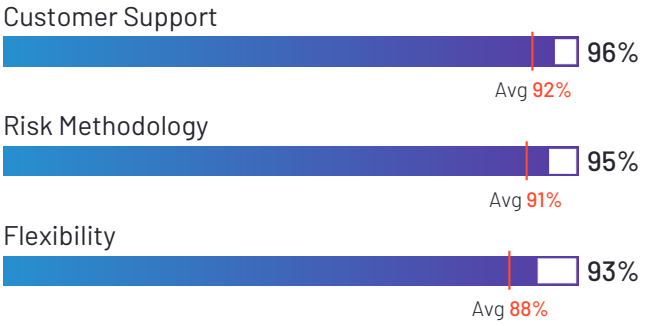

Lowest-Rated Features

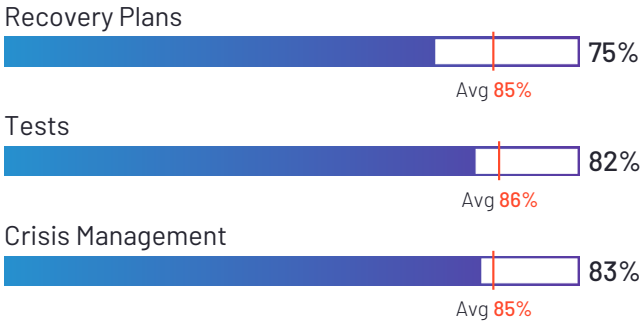

Ownership
Protecht

HQ Location
Sydney, Australia

Year Founded
1999

Employees (Listed On Linkedin)
213

Company Website
protechtgroup.com

© 2025 G2, Inc. All rights reserved.

Fusion Framework System

4.4 (139)

Leader

Fusion Framework System has been named a Leader based on receiving a high customer Satisfaction score and having a large Market Presence. 100% of users rated it 4 or 5 stars, 89% of users believe it is headed in the right direction, and users said they would be likely to recommend Fusion Risk Management at a rate of 91%. Fusion Risk Management is also in the Operational Risk Management, Business Continuity Management, and Vendor Security and Privacy Assessment categories.

Satisfaction Ratings

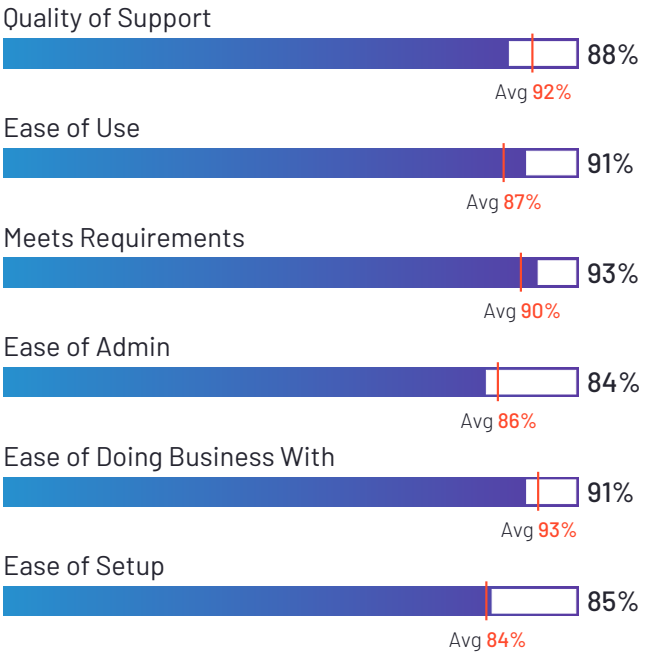

Top Industries Represented



Highest-Rated Features

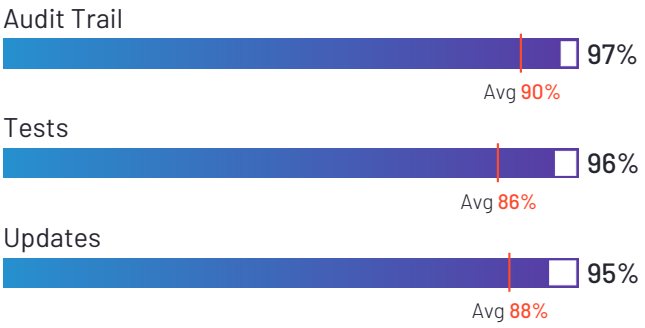

Lowest-Rated Features



Ownership
Fusion Risk Management

HQ Location
Chicago, Illinois, United States

Year Founded
2006

Employees (Listed On Linkedin)
284

Company Website
fusionrm.com

© 2025 G2, Inc. All rights reserved.

Onspring

4.7 ★★★★½ (79)

WINTER 2026 Leader

Onspring has been named a Leader based on receiving a high customer Satisfaction score and having a large Market Presence. 100% of users rated it 4 or 5 stars, 100% of users believe it is headed in the right direction, and users said they would be likely to recommend Onspring at a rate of 97%. Onspring is also in the Contract Lifecycle Management (CLM), Security Compliance, Workflow Management, Policy Management, Business Continuity Management, Regulatory Change Management, Audit Management, Incident Management, and Vendor Management categories.

Satisfaction Ratings

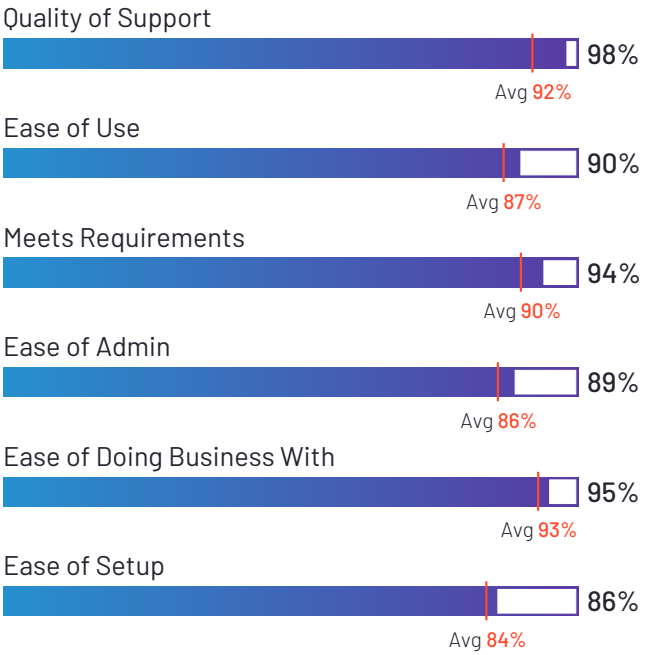

Top Industries Represented



Highest-Rated Features

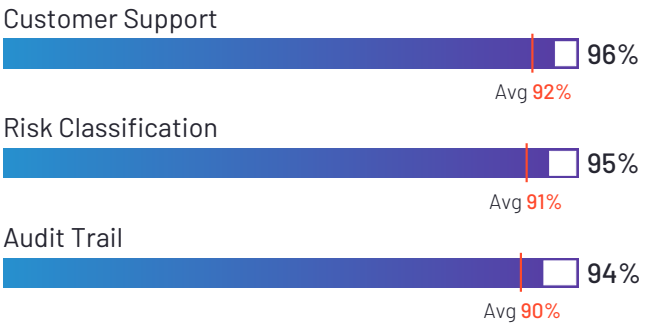

Lowest-Rated Features

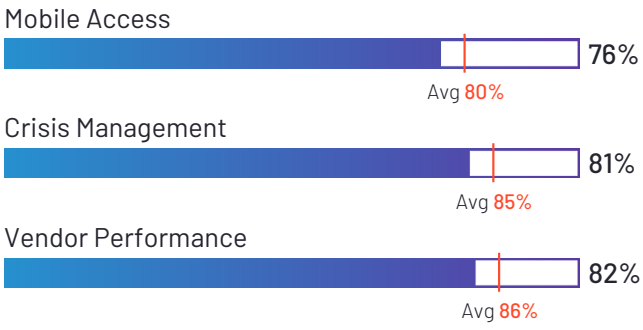

Ownership
Onspring Technologies

HQ Location
Overland Park, Kansas

Year Founded
2010

Employees (Listed On Linkedin)
113

Company Website
onspring.com

© 2025 G2, Inc. All rights reserved.

Pirani

4.5 ★★★★½ (285)

WINTER 2026 High Performer

Pirani has been named a High Performer product based on having high customer Satisfaction scores and a low Market Presence compared to the rest of the category. 94% of users rated it 4 or 5 stars, 100% of users believe it is headed in the right direction, and users said they would be likely to recommend Pirani at a rate of 93%. Pirani is also in the Operational Risk Management, IT Risk Management, Anti-Money Laundering (AML), Security Compliance, and Contractor Risk Management categories.

Satisfaction Ratings

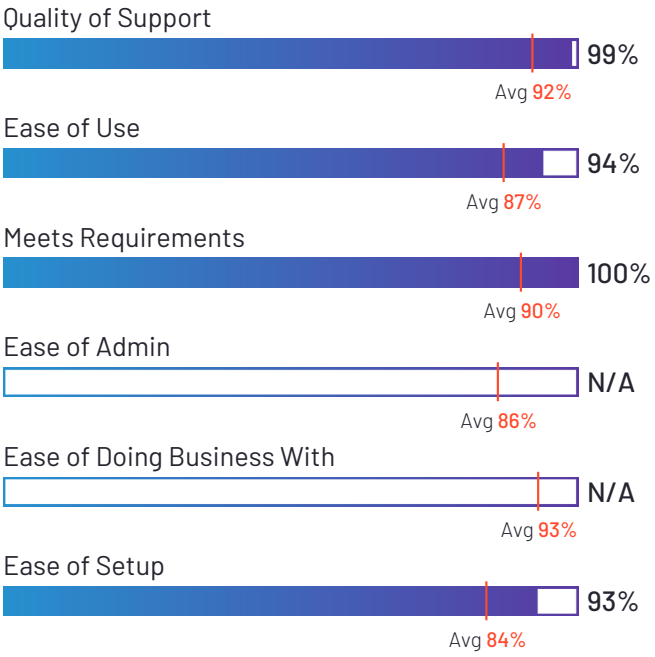

*N/A is displayed when fewer than five responses were received for the question.

Top Industries Represented

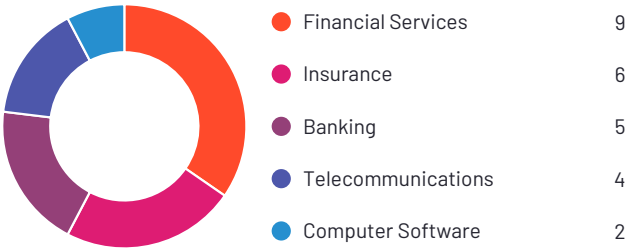

Highest-Rated Features

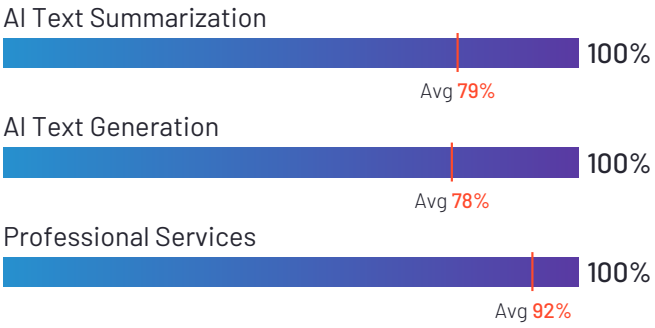

Lowest-Rated Features

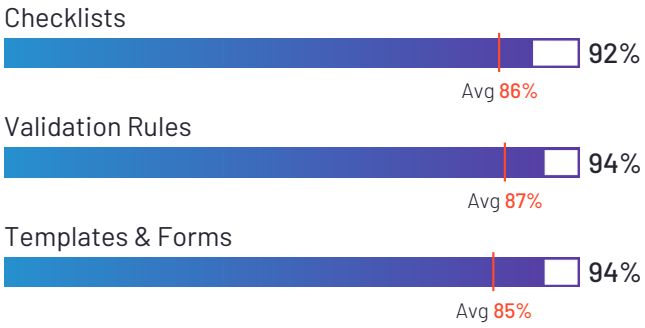

Ownership
Pirani

HQ Location
Miami, Florida

Year Founded
2011

Employees (Listed On Linkedin)
135

Company Website
piranirisk.com

© 2025 G2, Inc. All rights reserved.

Essential ERM

4.8 ★★★★★ (39)

WINTER 2026 High Performer

Essential ERM has been named a High Performer product based on having high customer Satisfaction scores and a low Market Presence compared to the rest of the category. 100% of users rated it 4 or 5 stars, 100% of users believe it is headed in the right direction, and users said they would be likely to recommend Essential ERM at a rate of 97%. Essential ERM is also in the Investigation Management, Regulatory Change Management, and Environmental, Social, and Governance (ESG) Reporting categories.

Satisfaction Ratings

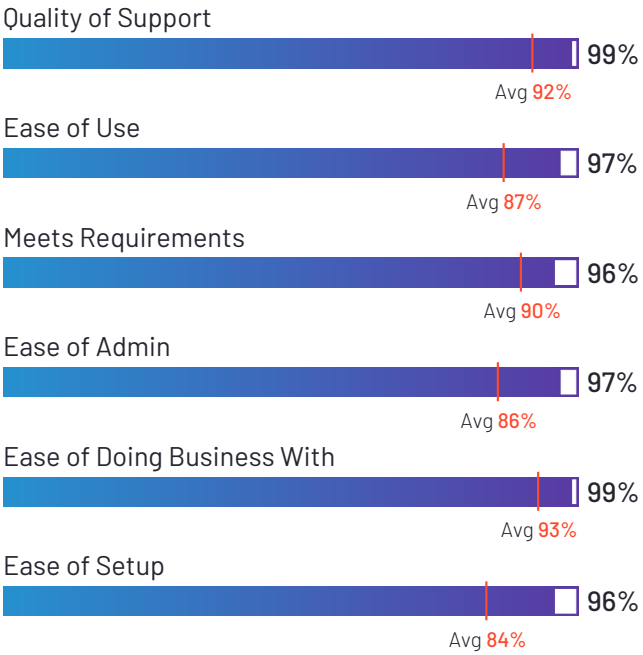

Top Industries Represented

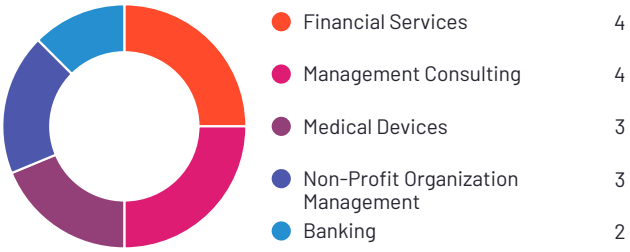

Highest-Rated Features

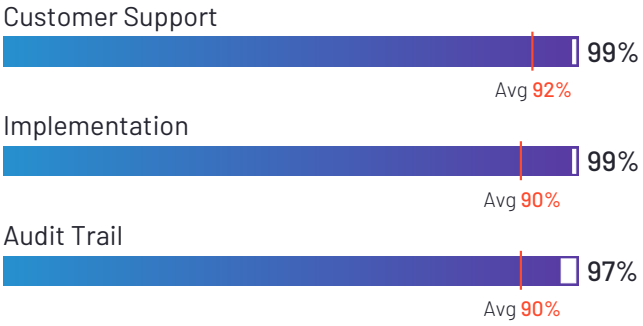

Lowest-Rated Features

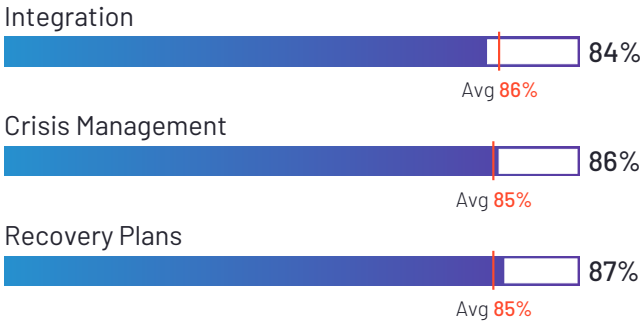

Ownership
Tracker Networks Inc.

HQ Location
Toronto, Ontario

Year Founded
2018

Employees (Listed On Linkedin)
10

Company Website
trackernetworks.com

© 2025 G2, Inc. All rights reserved.

GlobalSuite

4.7 ★★★★½ (32)

WINTER 2026 High Performer

GlobalSuite has been named a High Performer product based on having high customer Satisfaction scores and a low Market Presence compared to the rest of the category. 100% of users rated it 4 or 5 stars, 100% of users believe it is headed in the right direction, and users said they would be likely to recommend GlobalSuite at a rate of 94%. GlobalSuite is also in the Security Compliance, Data Privacy Management, Whistleblowing, Operational Risk Management, Business Continuity Management, Third Party & Supplier Risk Management, IT Risk Management, and Audit Management categories.

Satisfaction Ratings

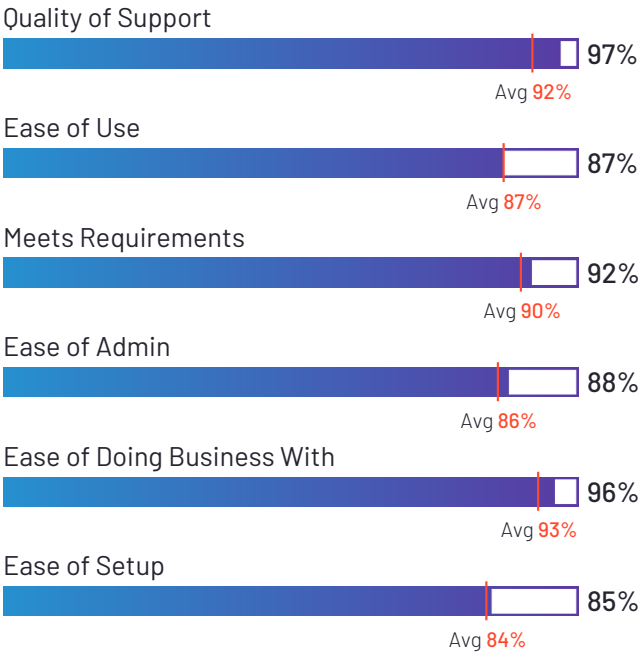

Top Industries Represented

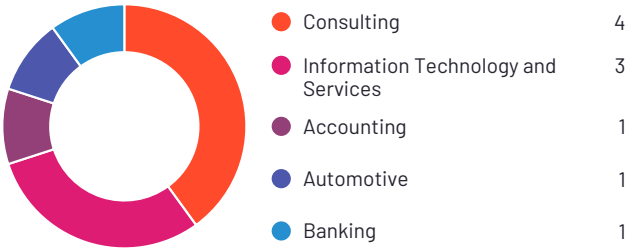

Highest-Rated Features

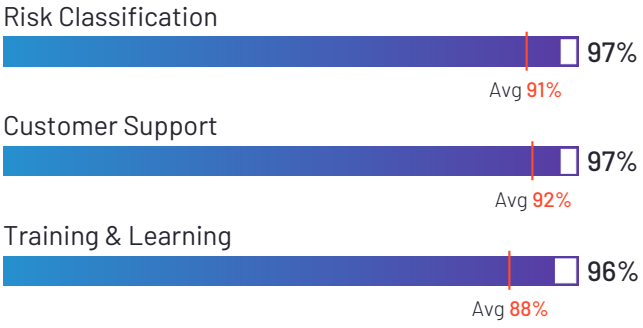

Lowest-Rated Features

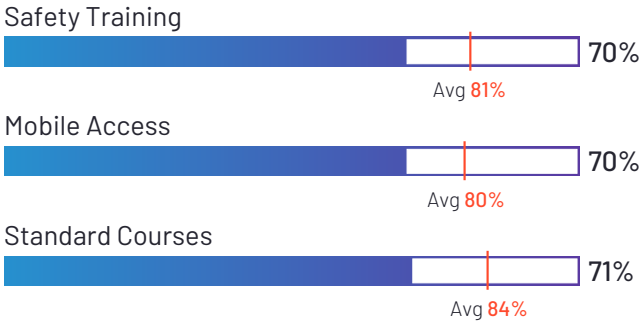

Ownership
GlobalSuite Solutions

HQ Location
Madrid

Year Founded
2006

Employees (Listed On Linkedin)
104

Company Website
globalsuitesolutions.com

© 2025 G2, Inc. All rights reserved.

Complyance

4.9 ★★★★★ (38)

WINTER 2026 High Performer

Complyance has been named a High Performer product based on having high customer Satisfaction scores and a low Market Presence compared to the rest of the category. 100% of users rated it 4 or 5 stars, 100% of users believe it is headed in the right direction, and users said they would be likely to recommend Complyance at a rate of 97%. Complyance is also in the Audit Management, Security Compliance, GRC Tools, Third Party & Supplier Risk Management, IT Risk Management, and Vendor Management categories.

Satisfaction Ratings

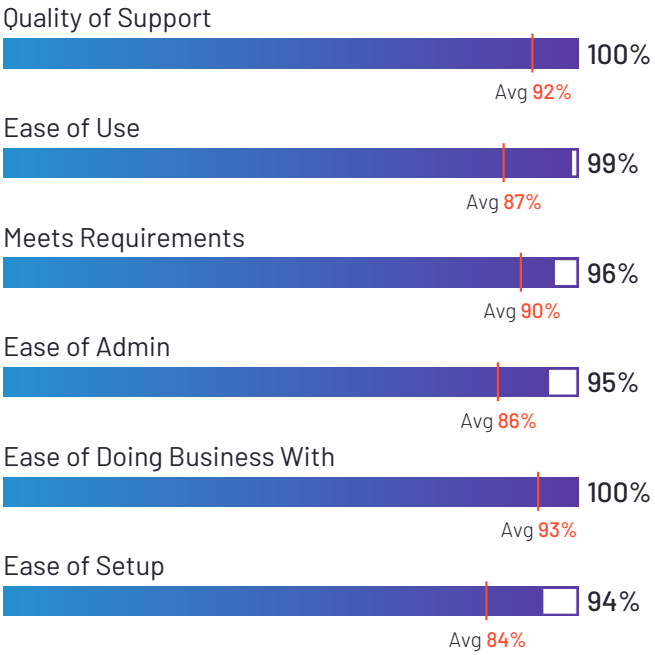

Top Industries Represented



Highest-Rated Features

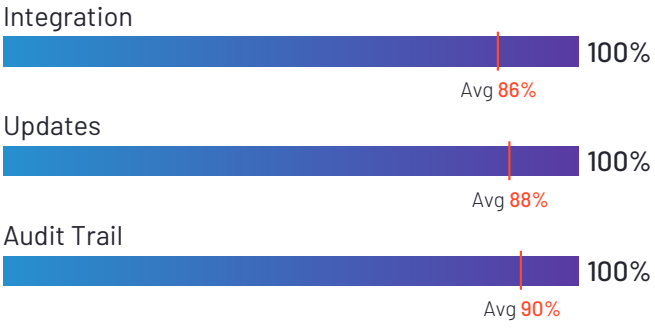

Lowest-Rated Features

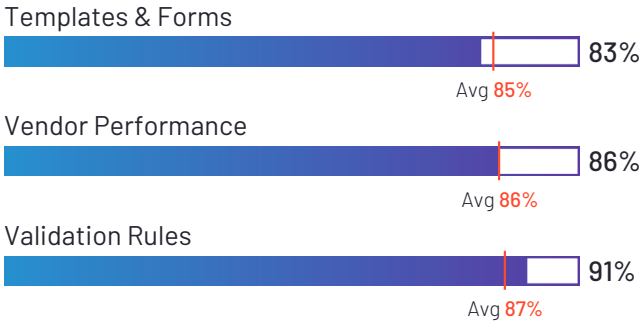

Ownership
Complyance

Employees (Listed On Linkedin)
26

Company Website
complyance.com

© 2025 G2, Inc. All rights reserved.

Compyl

5.0 ★★★★★ (46)

WINTER 2026 High Performer

Compyl has been named a High Performer product based on having high customer Satisfaction scores and a low Market Presence compared to the rest of the category. 100% of users rated it 4 or 5 stars, 100% of users believe it is headed in the right direction, and users said they would be likely to recommend Compyl at a rate of 100%. Compyl is also in the Policy Management and Security Compliance categories.

Satisfaction Ratings

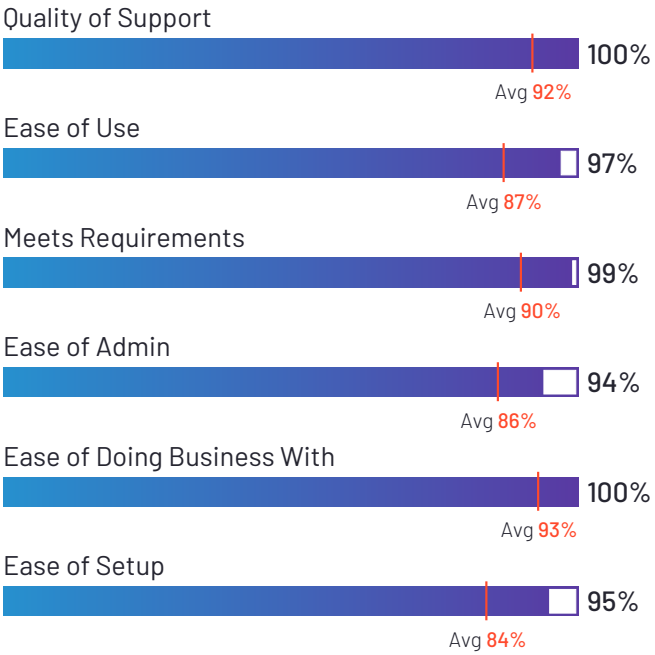

Top Industries Represented

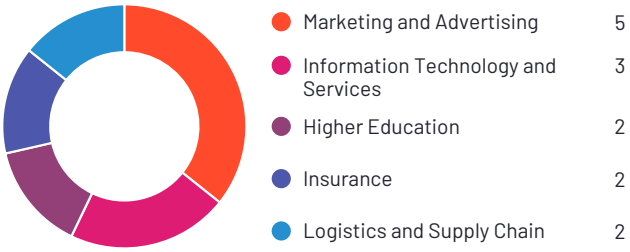

Highest-Rated Features

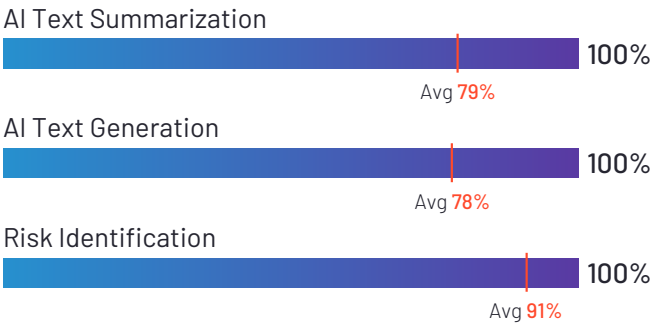

Lowest-Rated Features

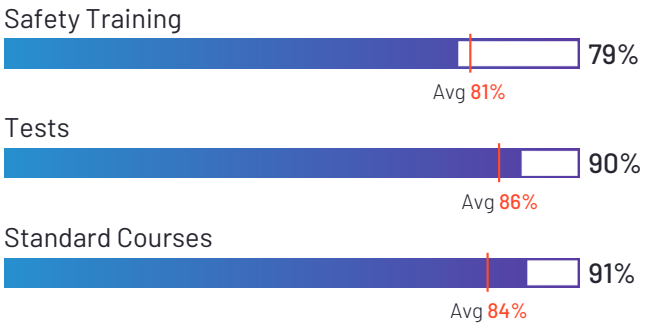

Ownership
Compyl

HQ Location
Manhattan, New York

Year Founded
2020

Employees (Listed On Linkedin)
41

Company Website
compyl.com

© 2025 G2, Inc. All rights reserved.

ZenGRC

4.4 ★★★★½ (101)

WINTER 2026 High Performer

ZenGRC has been named a High Performer product based on having high customer Satisfaction scores and a low Market Presence compared to the rest of the category. 98% of users rated it 4 or 5 stars, 98% of users believe it is headed in the right direction, and users said they would be likely to recommend ZenGRC at a rate of 89%. ZenGRC is also in the Security Compliance, IT Risk Management, and Audit Management categories.

Satisfaction Ratings

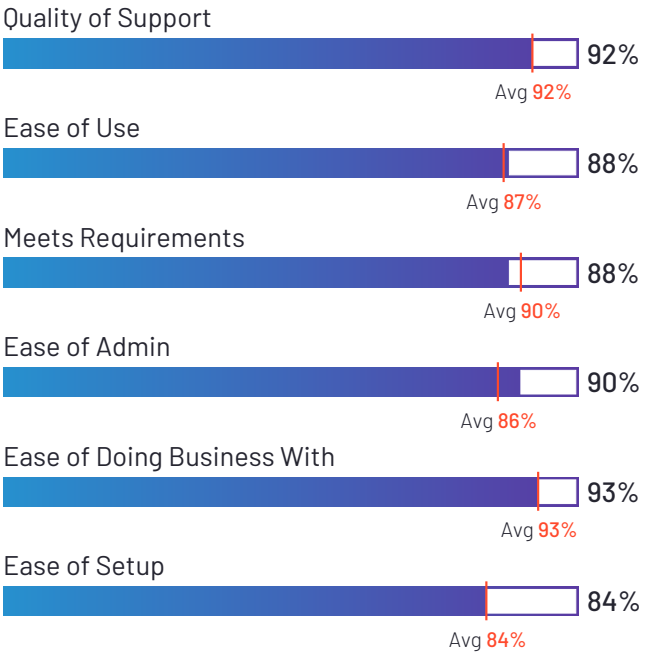

Top Industries Represented

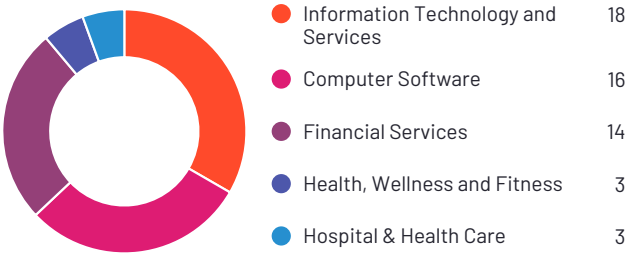

Highest-Rated Features

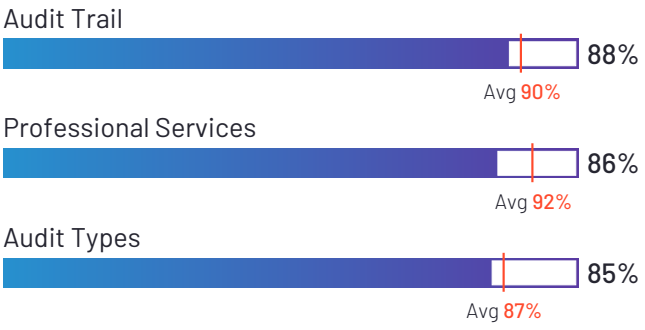

Lowest-Rated Features

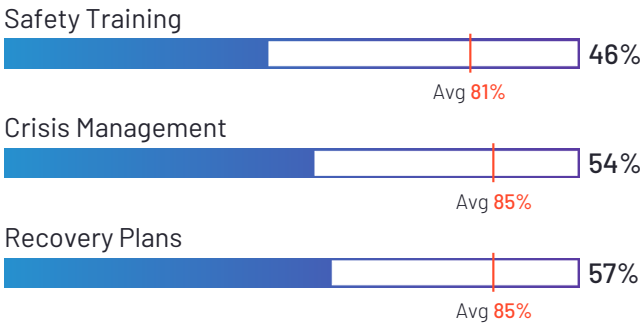

Ownership
Zengrc

HQ Location
San Francisco, CA

Year Founded
2009

Employees (Listed On Linkedin)
70

Company Website
www.zengrc.com

© 2025 G2, Inc. All rights reserved.

Decision Focus

4.6 ★★★★½ (28)

WINTER 2026 High Performer

Decision Focus has been named a High Performer product based on having high customer Satisfaction scores and a low Market Presence compared to the rest of the category. 100% of users rated it 4 or 5 stars, 100% of users believe it is headed in the right direction, and users said they would be likely to recommend Decision Focus at a rate of 93%. Decision Focus is also in the Audit Management, Business Continuity Management, Third Party & Supplier Risk Management, and Regulatory Change Management categories.

Satisfaction Ratings

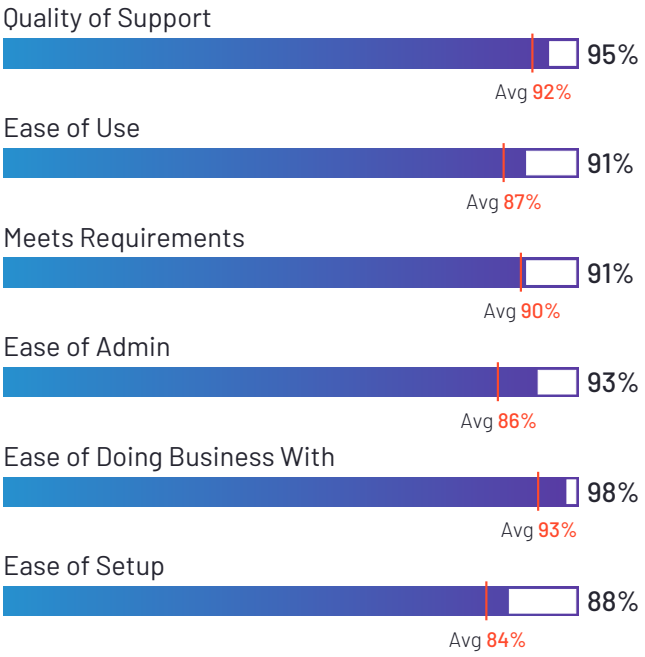

Top Industries Represented

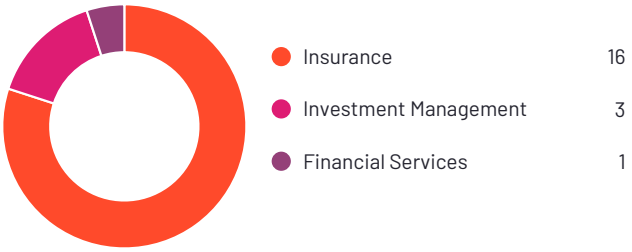

Highest-Rated Features

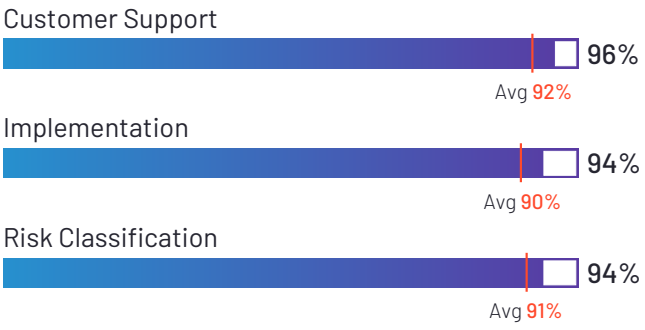

Lowest-Rated Features

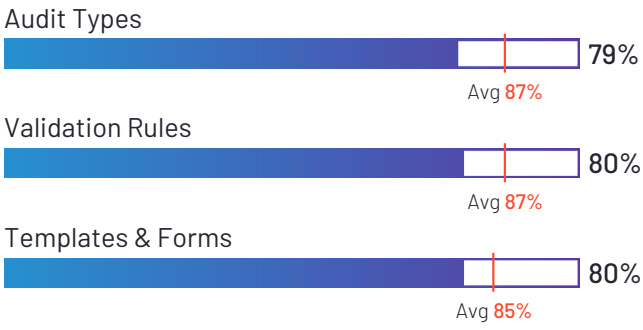

Ownership
Decision Focus

HQ Location
Denmark

Year Founded
2004

Employees (Listed On Linkedin)
61

Company Website
decisionfocus.com

© 2025 G2, Inc. All rights reserved.

SimpleRisk

4.5 ★★★★½ (13)

WINTER 2026 High Performer

SimpleRisk has been named a High Performer product based on having high customer Satisfaction scores and a low Market Presence compared to the rest of the category. 90% of users rated it 4 or 5 stars, 100% of users believe it is headed in the right direction, and users said they would be likely to recommend SimpleRisk at a rate of 91%. SimpleRisk is also in the Regulatory Change Management and Incident Management categories.

Satisfaction Ratings

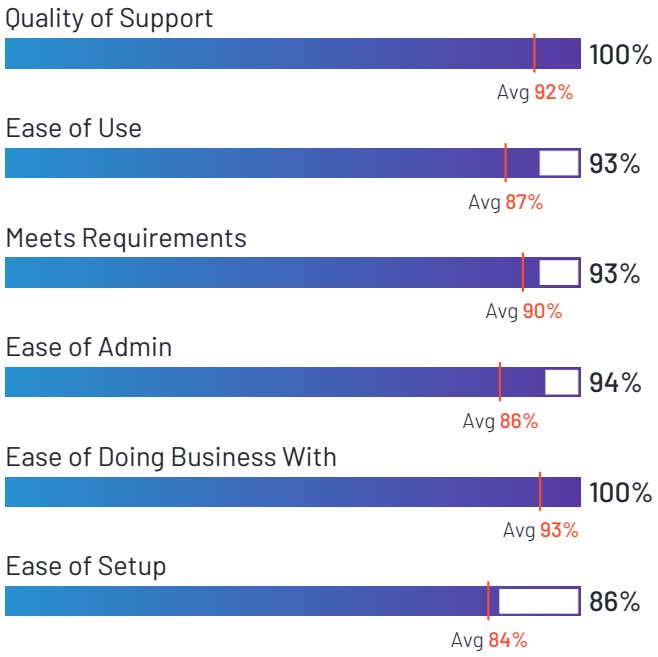

Top Industries Represented

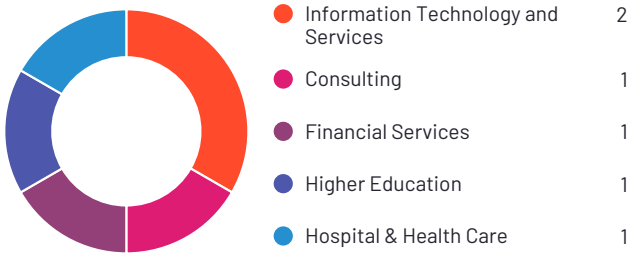

Highest-Rated Features

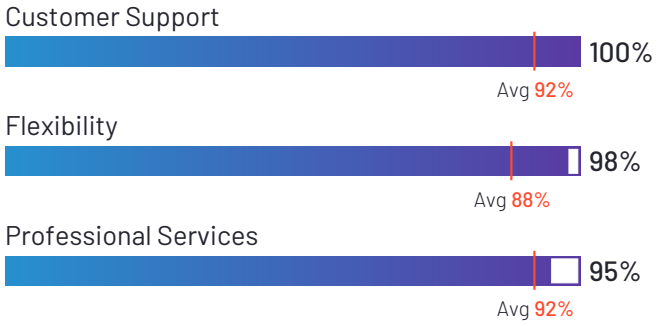

Lowest-Rated Features

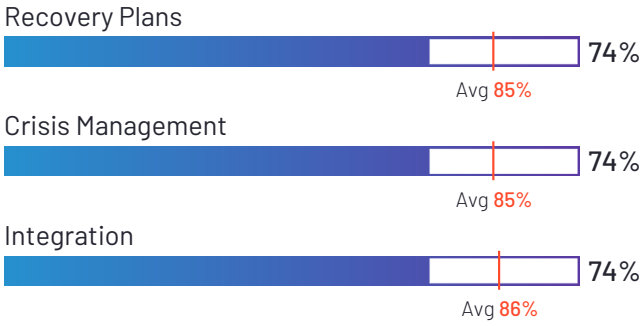

Ownership
SimpleRisk

HQ Location
Texas 78681, US

Year Founded
2013

Employees (Listed On Linkedin)
11

Company Website
simplerisk.com

© 2025 G2, Inc. All rights reserved.

Ostendio

4.8 ★★★★★ (40)

WINTER 2026 High Performer

Ostendio has been named a High Performer product based on having high customer Satisfaction scores and a low Market Presence compared to the rest of the category. 100% of users rated it 4 or 5 stars, 100% of users believe it is headed in the right direction, and users said they would be likely to recommend Ostendio at a rate of 94%. Ostendio is also in the Security Compliance, Vendor Security and Privacy Assessment, IT Risk Management, and Audit Management categories.

Satisfaction Ratings

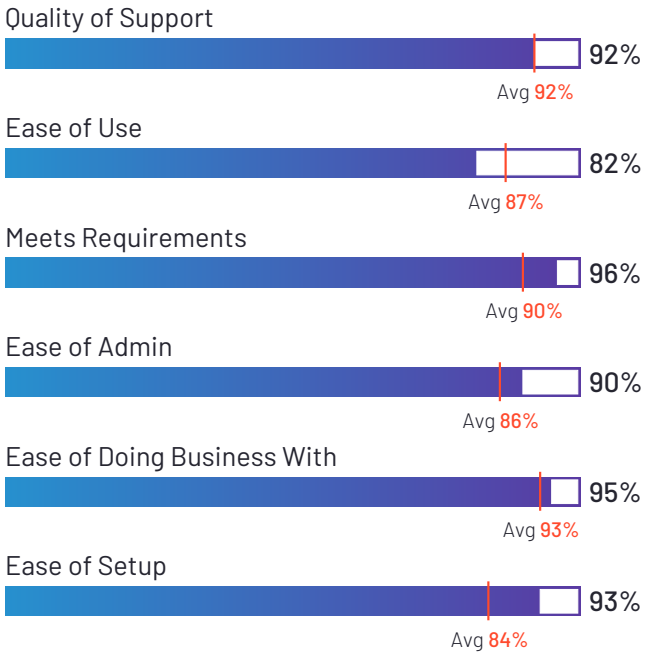

Top Industries Represented



Ownership
Ostendio

HQ Location
McLean, Virginia

Year Founded
2013

Employees (Listed On Linkedin)
22

Company Website
ostendio.com

© 2025 G2, Inc. All rights reserved.

VComply

4.6 (51)

WINTER 2026 High Performer

VComply has been named a High Performer product based on having high customer Satisfaction scores and a low Market Presence compared to the rest of the category. 97% of users rated it 4 or 5 stars, 87% of users believe it is headed in the right direction, and users said they would be likely to recommend VComply at a rate of 93%. VComply is also in the Policy Management, Regulatory Change Management, Audit Management, and Operational Risk Management categories.

Satisfaction Ratings

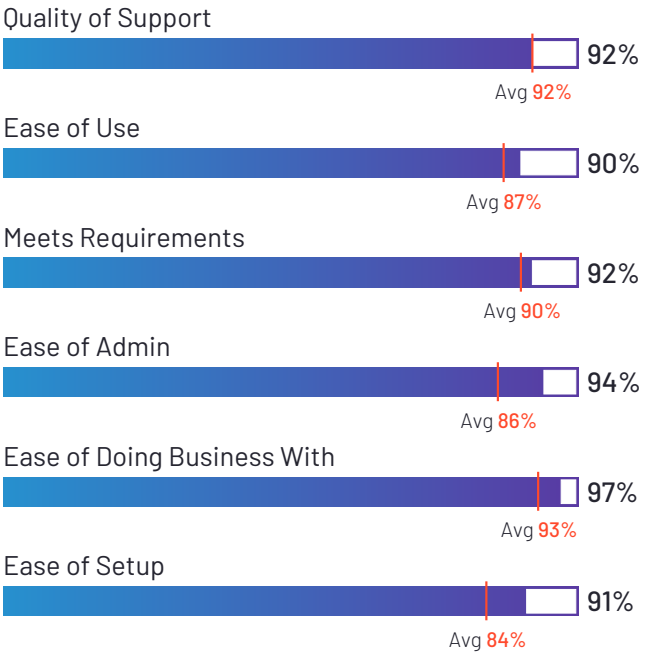

Top Industries Represented



Highest-Rated Features



Lowest-Rated Features



Ownership
VComply

HQ Location
Sunnyvale, California

Year Founded
2019

Employees (Listed On Linkedin)
50

Company Website
v-comply.com

© 2025 G2, Inc. All rights reserved.

C1Risk

4.7 ★★★★½ (14)

WINTER 2026 High Performer

C1Risk has been named a High Performer product based on having high customer Satisfaction scores and a low Market Presence compared to the rest of the category. 100% of users rated it 4 or 5 stars, 89% of users believe it is headed in the right direction, and users said they would be likely to recommend C1Risk at a rate of 94%. C1Risk is also in the Policy Management category.

Satisfaction Ratings

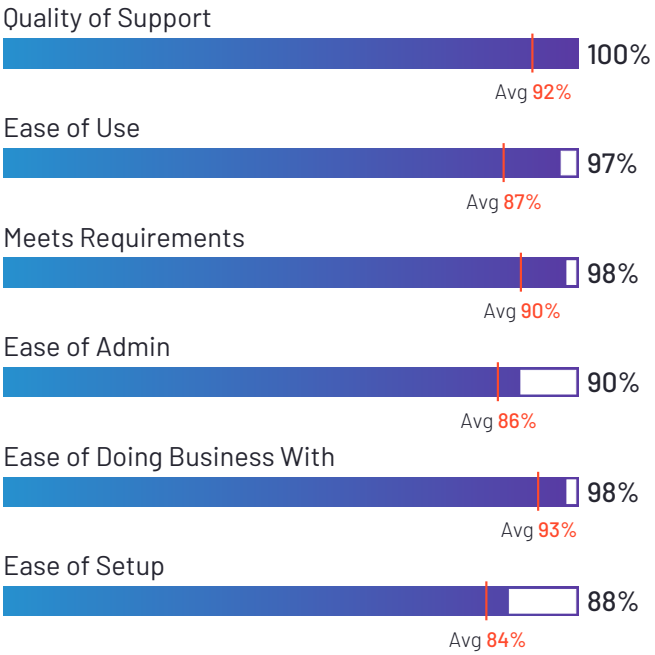

Top Industries Represented



Highest-Rated Features

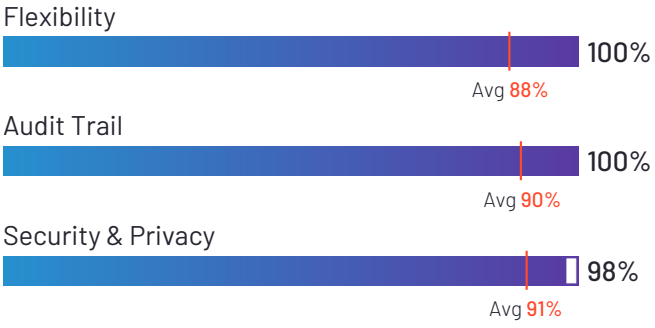

Lowest-Rated Features

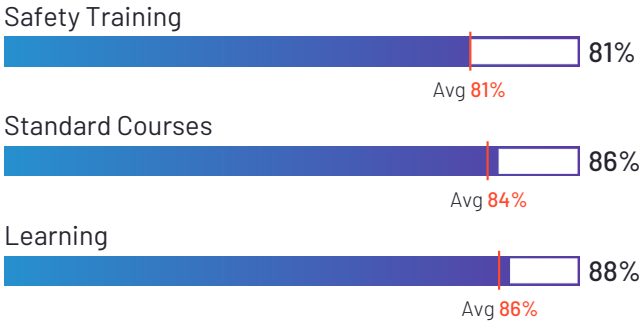

Ownership
C1Risk

HQ Location
San Francisco, CA

Year Founded
2015

Employees (Listed On Linkedin)
10

Company Website
www.c1risk.com

© 2025 G2, Inc. All rights reserved.

SAP Risk Management

4.2 ★★★★☆ (75)

SAP Risk Management has been named a Contender product based on having a relatively low customer Satisfaction score and large Market Presence compared to the rest of the category. While they may have positive reviews, they do not have enough reviews to validate those ratings. 89% of users rated it 4 or 5 stars, 92% of users believe it is headed in the right direction, and users said they would be likely to recommend SAP Risk Management at a rate of 82%. SAP Risk Management is also in the Operational Risk Management and IT Risk Management categories.

Satisfaction Ratings

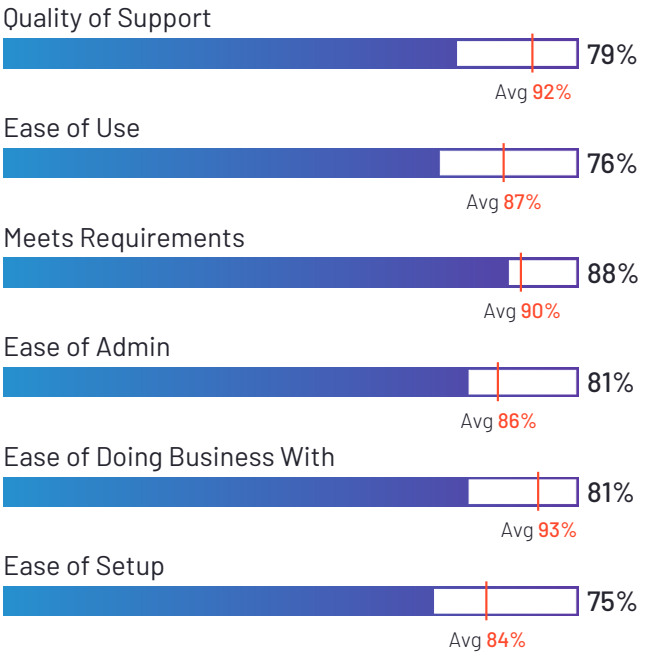

Top Industries Represented

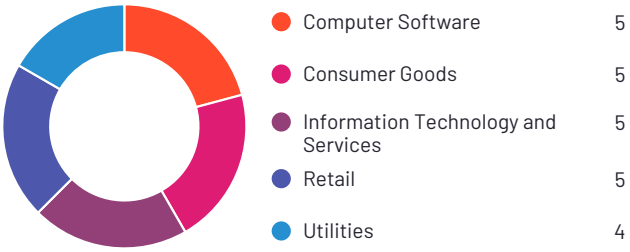

Highest-Rated Features

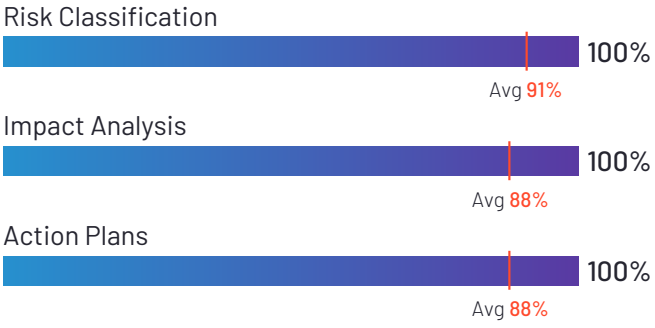

Lowest-Rated Features

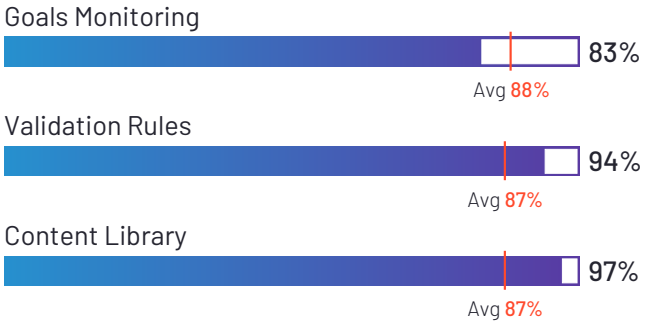

Ownership
SAP

HQ Location
Walldorf

Year Founded
1972

Employees (Listed On Linkedin)
135,108

Company Website
www.sap.com

© 2025 G2, Inc. All rights reserved.

IBM OpenPages

4.2 ★★★★☆ (73)

IBM OpenPages has been named a Contender product based on having a relatively low customer Satisfaction score and large Market Presence compared to the rest of the category. While they may have positive reviews, they do not have enough reviews to validate those ratings. IBM OpenPages has the largest Market Presence among products in Enterprise Risk Management (ERM). 91% of users rated it 4 or 5 stars, 81% of users believe it is headed in the right direction, and users said they would be likely to recommend IBM OpenPages at a rate of 83%. IBM OpenPages is also in the Audit Management, Third Party & Supplier Risk Management, IT Risk Management, Regulatory Change Management, Operational Risk Management, Business Continuity Management, and Vendor Security and Privacy Assessment categories.

Satisfaction Ratings

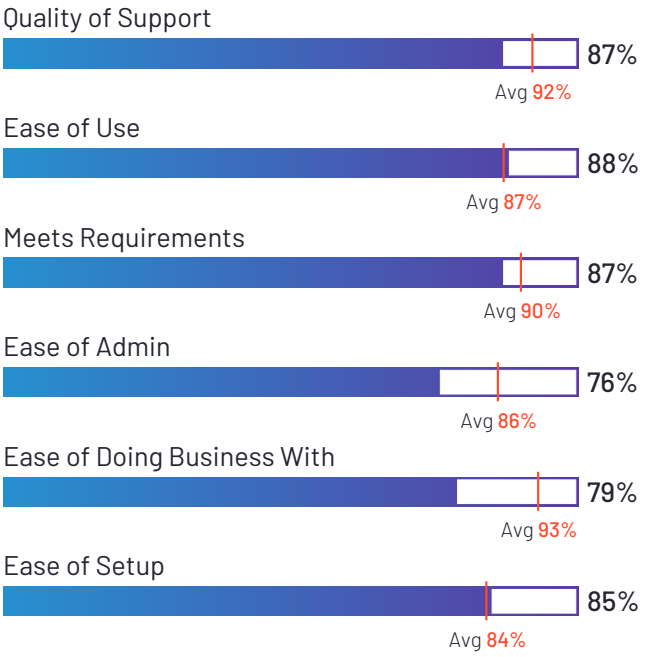

Top Industries Represented

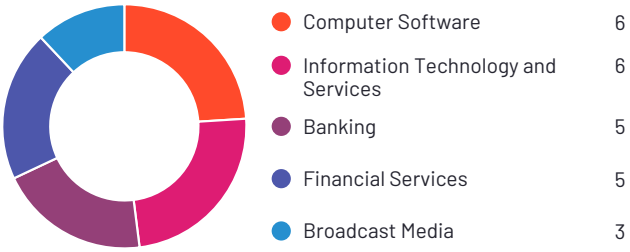

Highest-Rated Features

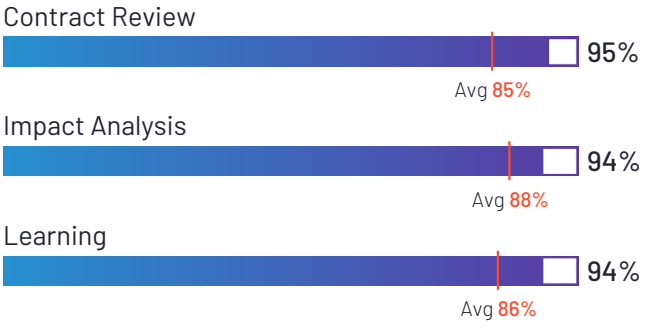

Lowest-Rated Features

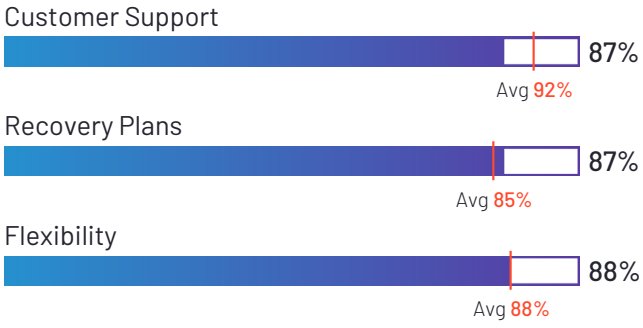

Ownership
IBM

HQ Location
Armonk, NY

Year Founded
1911

Employees (Listed On Linkedin)
322,159

Company Website
www.ibm.com

© 2025 G2, Inc. All rights reserved.

OneTrust Tech Risk & Compliance

4.6 ★★★★½ (105)

OneTrust Tech Risk & Compliance has been named a Contender product based on having a relatively low customer Satisfaction score and large Market Presence compared to the rest of the category. While they may have positive reviews, they do not have enough reviews to validate those ratings. 97% of users rated it 4 or 5 stars, 88% of users believe it is headed in the right direction, and users said they would be likely to recommend OneTrust Tech Risk & Compliance at a rate of 92%. OneTrust Tech Risk & Compliance is also in the Security Compliance, Vendor Security and Privacy Assessment, Policy Management, IT Risk Management, and Incident Response categories.

Satisfaction Ratings

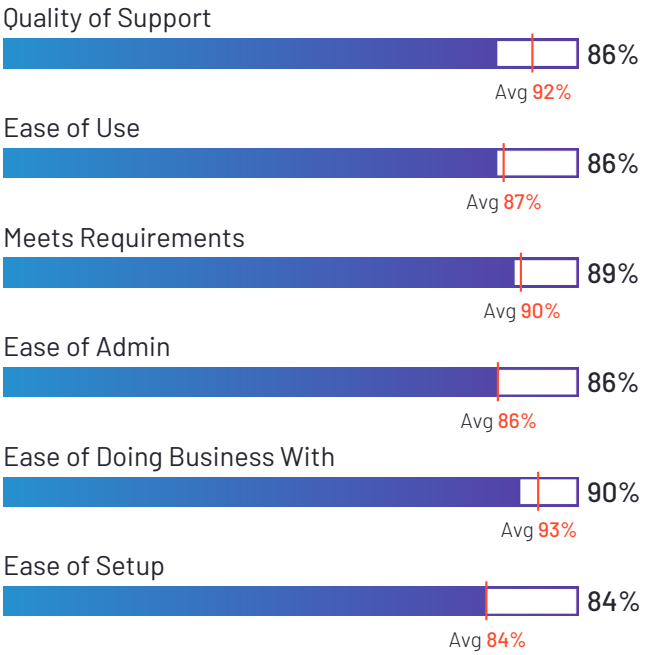

Top Industries Represented



Highest-Rated Features

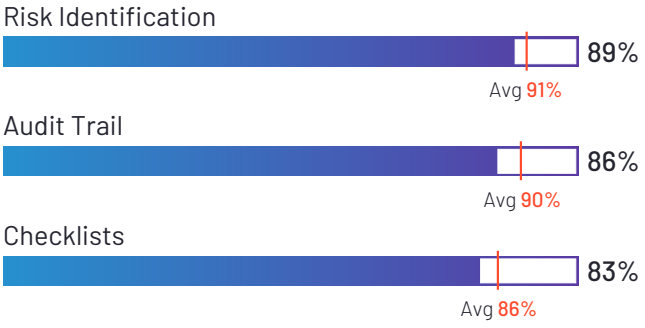

Lowest-Rated Features

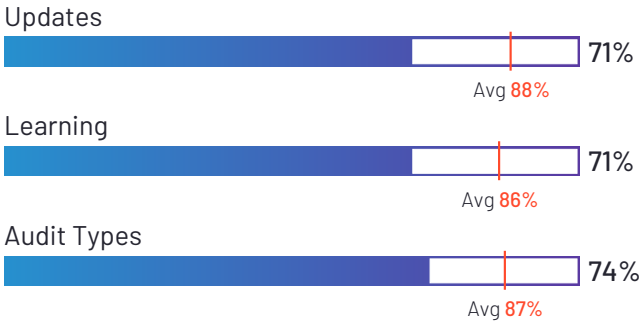

Ownership
OneTrust

HQ Location
Atlanta, Georgia

Year Founded
2016

Employees (Listed On Linkedin)
2,566

Company Website
onetrust.com

© 2025 G2, Inc. All rights reserved.

Resolver

4.3 ★★★★½ (176)

Resolver has been named a Contender product based on having a relatively low customer Satisfaction score and large Market Presence compared to the rest of the category. While they may have positive reviews, they do not have enough reviews to validate those ratings. 98% of users rated it 4 or 5 stars, 96% of users believe it is headed in the right direction, and users said they would be likely to recommend Resolver at a rate of 87%. Resolver is also in the Content Moderation Tools, Security Compliance, Investigation Management, Operational Risk Management, Third Party & Supplier Risk Management, IT Risk Management, Audit Management, Physical Security, and Incident Response categories.

Satisfaction Ratings

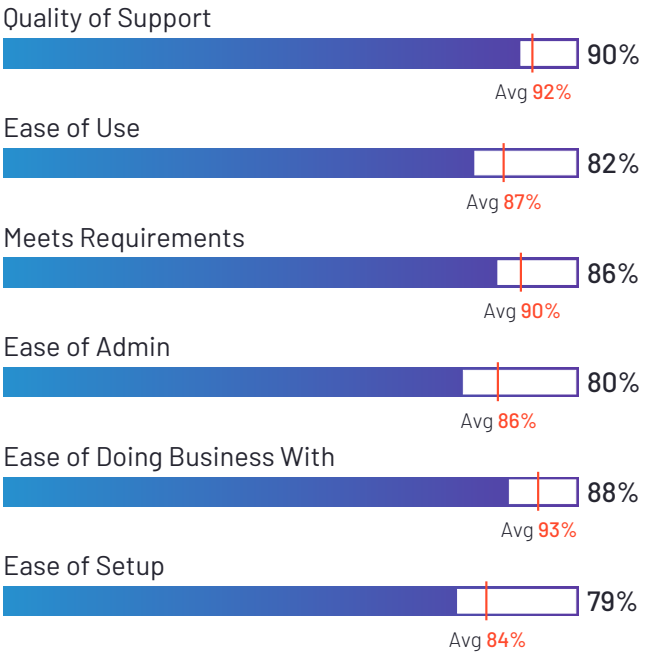

Top Industries Represented



Highest-Rated Features

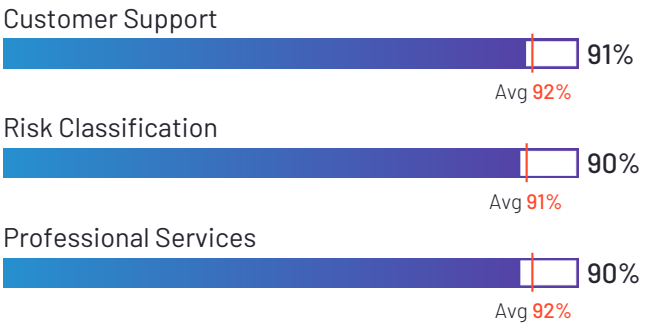

Lowest-Rated Features

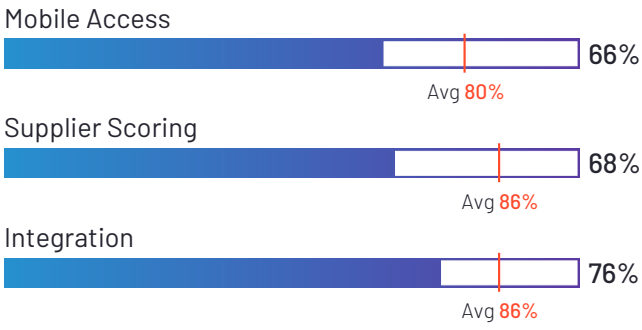

Ownership
Resolver

HQ Location
Toronto, Canada

Employees (Listed On Linkedin)
722

Company Website
resolver.com

© 2025 G2, Inc. All rights reserved.

ServiceNow Integrated Risk Management

4.4 ★★★★½ (21)

ServiceNow Integrated Risk Management has been named a Contender product based on having a relatively low customer Satisfaction score and large Market Presence compared to the rest of the category. While they may have positive reviews, they do not have enough reviews to validate those ratings. 93% of users rated it 4 or 5 stars, 92% of users believe it is headed in the right direction, and users said they would be likely to recommend ServiceNow Integrated Risk Management at a rate of 89%. ServiceNow Integrated Risk Management is also in the Policy Management, Operational Risk Management, Regulatory Change Management, and Audit Management categories.

Satisfaction Ratings

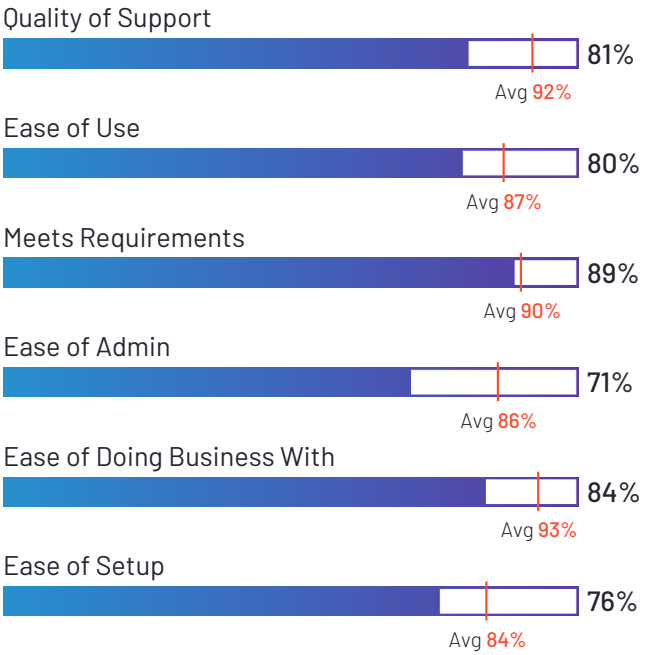

Top Industries Represented

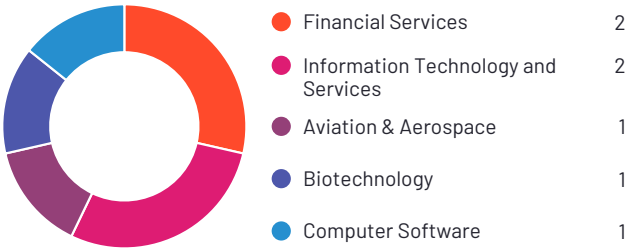

Ownership
ServiceNow

HQ Location
Santa Clara, CA

Year Founded
2004

Employees (Listed On Linkedin)
30,388

Company Website
servicenow.com

© 2025 G2, Inc. All rights reserved.

Diligent One Platform

4.3 ★★★★½ (145)

Diligent One Platform has been named a Contender product based on having a relatively low customer Satisfaction score and large Market Presence compared to the rest of the category. While they may have positive reviews, they do not have enough reviews to validate those ratings. 87% of users rated it 4 or 5 stars, 82% of users believe it is headed in the right direction, and users said they would be likely to recommend Diligent One Platform at a rate of 85%. Diligent One Platform is also in the Policy Management, Operational Risk Management, Third Party & Supplier Risk Management, IT Risk Management, Regulatory Change Management, and Audit Management categories.

Satisfaction Ratings

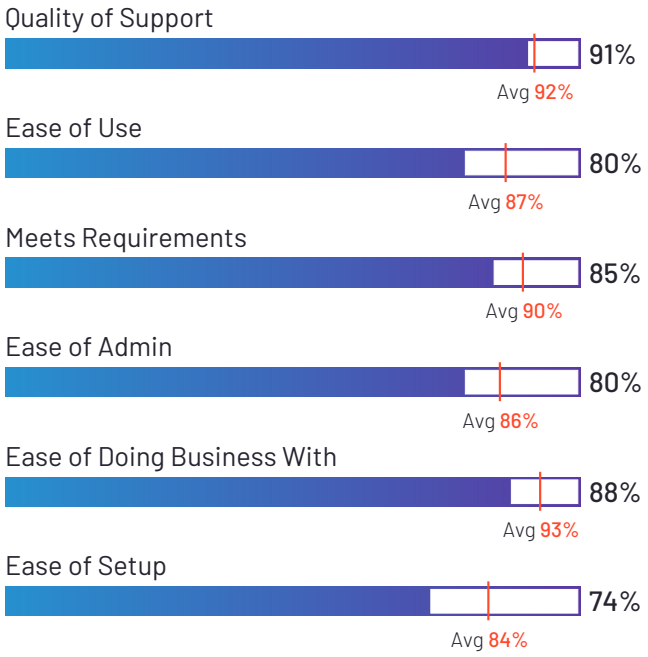

Top Industries Represented

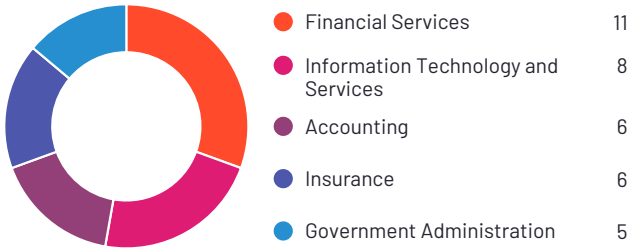

Highest-Rated Features

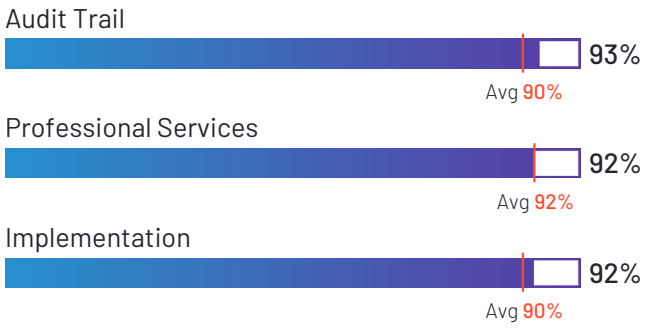

Lowest-Rated Features

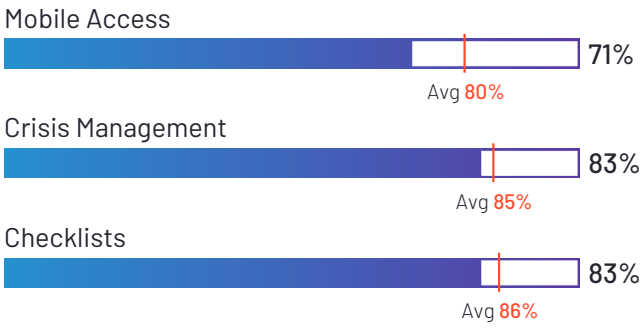

Ownership
Diligent Corporation

HQ Location
New York, NY

Year Founded
2001

Employees (Listed On Linkedin)
2,822

Company Website
diligent.com

© 2025 G2, Inc. All rights reserved.

NAVEX One

3.8 ★★★★☆ (72)

NAVEX One has been named a Contender product based on having a relatively low customer Satisfaction score and large Market Presence compared to the rest of the category. While they may have positive reviews, they do not have enough reviews to validate those ratings. 88% of users rated it 4 or 5 stars, 74% of users believe it is headed in the right direction, and users said they would be likely to recommend NAVEX One at a rate of 81%. NAVEX One is also in the Ethics and Compliance Learning, Whistleblowing, Third Party & Supplier Risk Management, Policy Management, and Disclosure Management categories.

Satisfaction Ratings

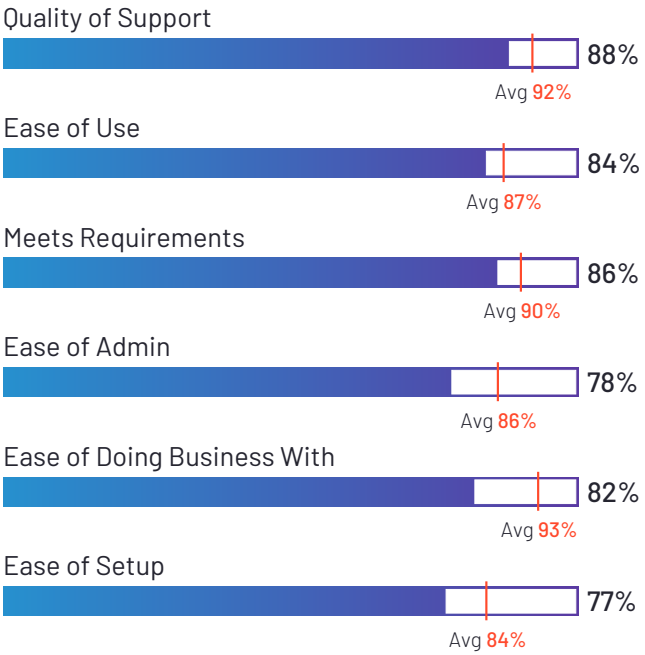

Top Industries Represented



Highest-Rated Features

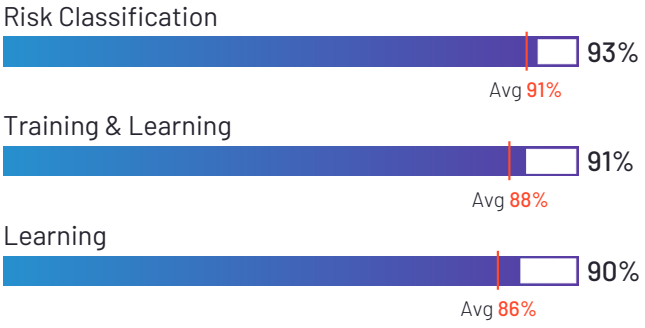

Lowest-Rated Features

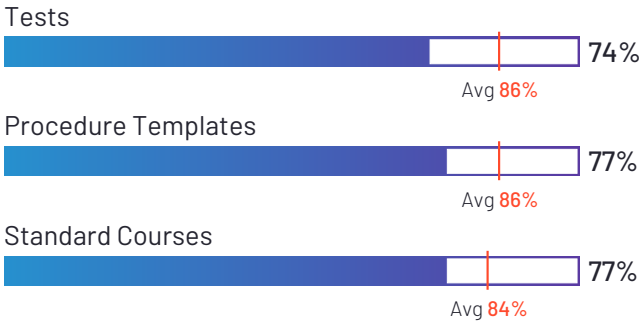

Ownership
NAVEX

HQ Location
Lake Oswego, OR

Year Founded
2012

Employees (Listed On Linkedin)
1,438

Company Website
www.navex.com

© 2025 G2, Inc. All rights reserved.

Oracle GRC

4.0 ★★★★☆ (12)

Oracle GRC has been named a Contender product based on having a relatively low customer Satisfaction score and large Market Presence compared to the rest of the category. While they may have positive reviews, they do not have enough reviews to validate those ratings. 91% of users rated it 4 or 5 stars, 100% of users believe it is headed in the right direction, and users said they would be likely to recommend Oracle GRC at a rate of 79%. Oracle GRC is also in the Regulatory Change Management and Business Continuity Management categories.

Satisfaction Ratings

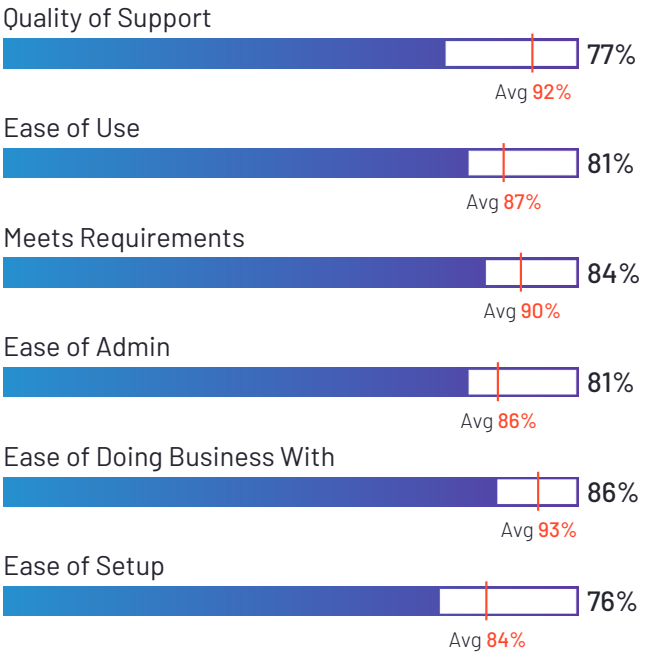

Top Industries Represented

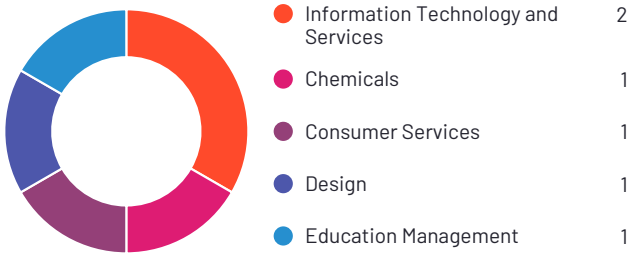

Ownership
Oracle

HQ Location
Austin, TX

Year Founded
1977

Employees (Listed On Linkedin)
195,794

Company Website
www.oracle.com

© 2025 G2, Inc. All rights reserved.

SAI360

4.1 ★★★★☆ (109)

SAI360 has been named a Contender product based on having a relatively low customer Satisfaction score and large Market Presence compared to the rest of the category. While they may have positive reviews, they do not have enough reviews to validate those ratings. 85% of users rated it 4 or 5 stars, 87% of users believe it is headed in the right direction, and users said they would be likely to recommend SAI360 at a rate of 80%. SAI360 is also in the Harassment Prevention Training, Security Compliance, Healthcare Risk Management, Healthcare Compliance, Disclosure Management, Policy Management, Ethics and Compliance Learning, Operational Risk Management, Business Continuity Management, IT Risk Management, Regulatory Change Management, Audit Management, and Third Party & Supplier Risk Management categories.

Satisfaction Ratings

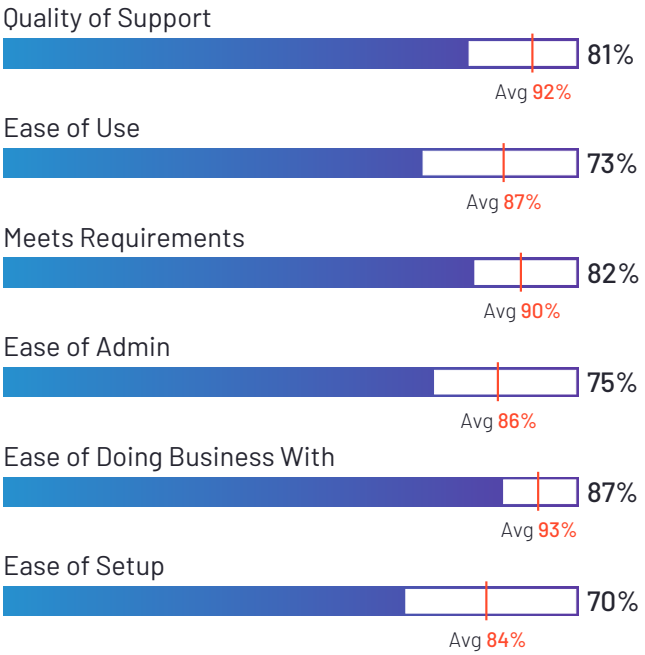

Top Industries Represented

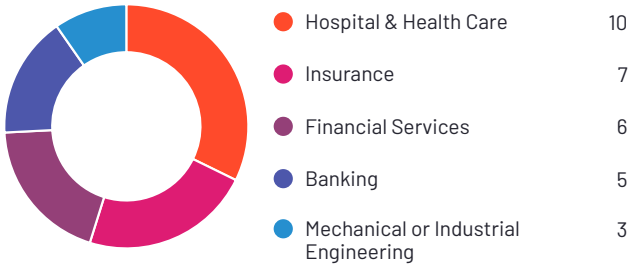

Highest-Rated Features

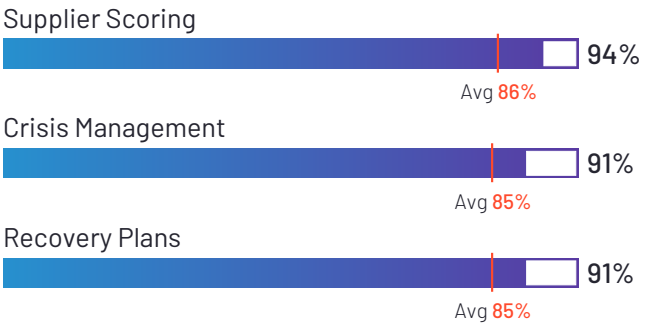

Lowest-Rated Features

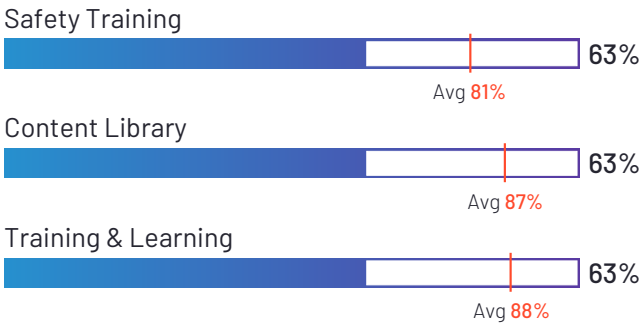

Ownership
SAI360

HQ Location
Chicago, US

Year Founded
2003

Employees (Listed On Linkedin)
418

Company Website
www.sai360.com

© 2025 G2, Inc. All rights reserved.

Ideagen Risk Management

4.2 ★★★★☆ (40)

Ideagen Risk Management has been named a Contender product based on having a relatively low customer Satisfaction score and large Market Presence compared to the rest of the category. While they may have positive reviews, they do not have enough reviews to validate those ratings. 100% of users rated it 4 or 5 stars, 82% of users believe it is headed in the right direction, and users said they would be likely to recommend Ideagen Risk Management at a rate of 84%. Ideagen Risk Management is also in the Policy Management and Business Continuity Management categories.

Satisfaction Ratings

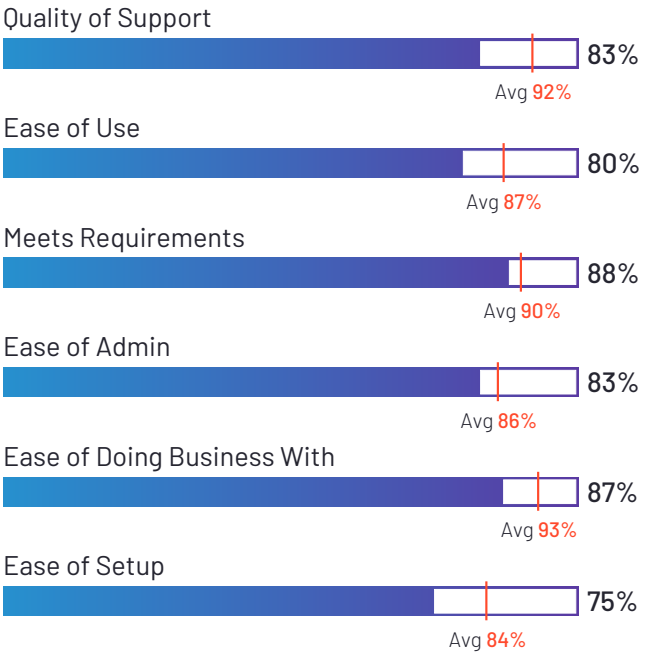

Top Industries Represented

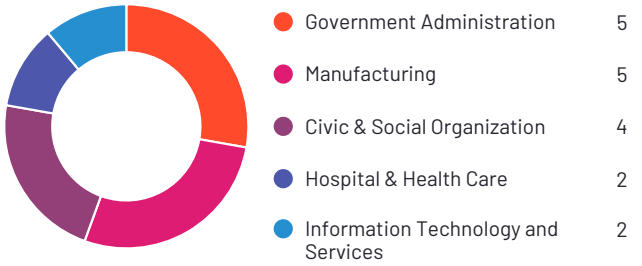

Highest-Rated Features

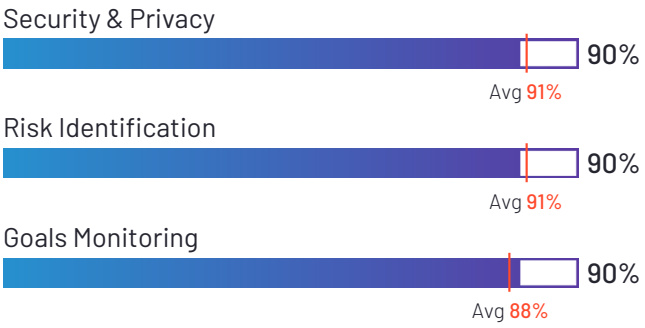

Lowest-Rated Features

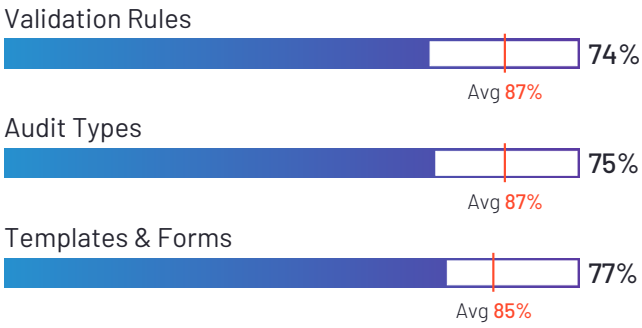

Ownership
Ideagen

HQ Location
Ruddington, Nottingham

Year Founded
2000

Employees (Listed On Linkedin)
1,284

Company Website
ideagen.com

© 2025 G2, Inc. All rights reserved.

LogicManager

4.3 ★★★★½ (105)

LogicManager has been named a Contender product based on having a relatively low customer Satisfaction score and large Market Presence compared to the rest of the category. While they may have positive reviews, they do not have enough reviews to validate those ratings. 82% of users rated it 4 or 5 stars, 95% of users believe it is headed in the right direction, and users said they would be likely to recommend LogicManager at a rate of 81%. LogicManager is also in the Vendor Security and Privacy Assessment, Policy Management, Operational Risk Management, Business Continuity Management, Third Party & Supplier Risk Management, IT Risk Management, Audit Management, Incident Management, and Security Compliance categories.

Satisfaction Ratings

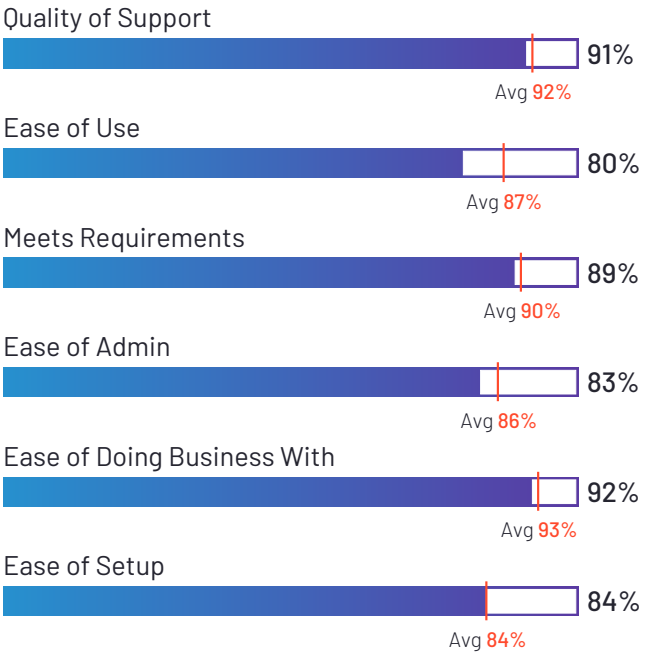

Top Industries Represented



Highest-Rated Features

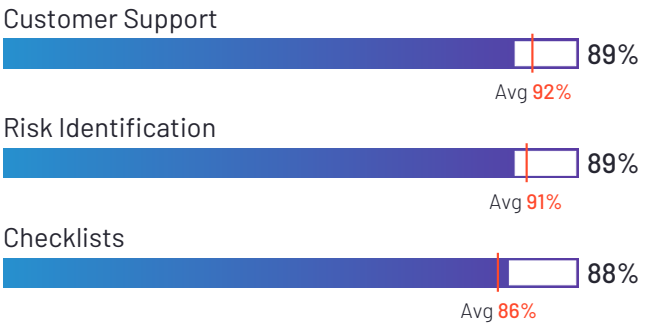

Lowest-Rated Features

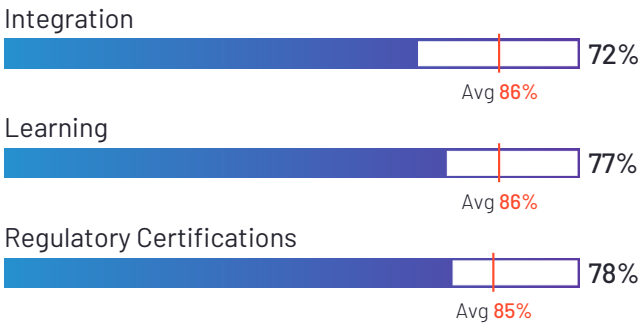

Ownership
LogicManager

HQ Location
Boston, MA

Year Founded
2005

Employees (Listed On Linkedin)
56

Company Website
logicmanager.com

© 2025 G2, Inc. All rights reserved.

SAS Governance and Compliance Manager

4.5 ★★★★½ (14)

SAS Governance and Compliance Manager has been named a Contender product based on having a relatively low customer Satisfaction score and large Market Presence compared to the rest of the category. While they may have positive reviews, they do not have enough reviews to validate those ratings. 100% of users rated it 4 or 5 stars, 85% of users believe it is headed in the right direction, and users said they would be likely to recommend SAS Governance and Compliance Manager at a rate of 89%. SAS Governance and Compliance Manager is also in the Audit Management and Policy Management categories.

Satisfaction Ratings

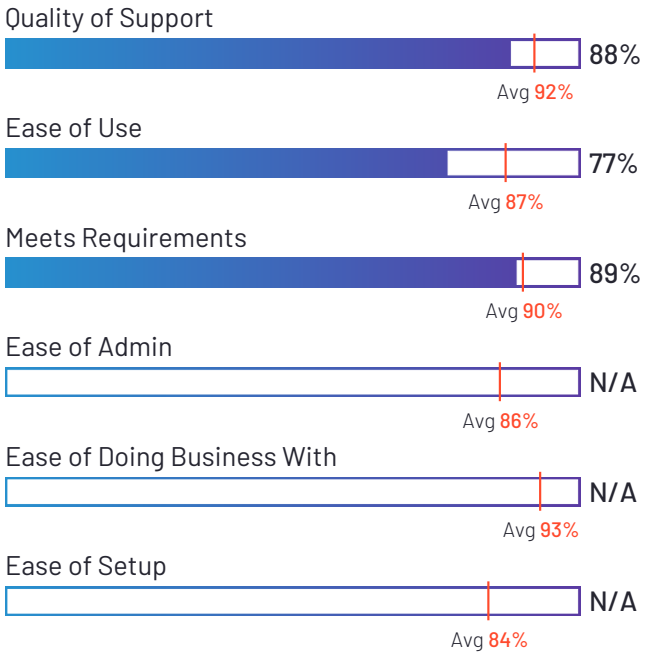

*N/A is displayed when fewer than five responses were received for the question.

Top Industries Represented



Ownership
SAS Institute Inc.

HQ Location
Cary, NC

Year Founded
1976

Employees (Listed On Linkedin)
15,924

Company Website
www.sas.com

© 2025 G2, Inc. All rights reserved.

Archer

3.6 (20)

Archer has been named a Contender product based on having a relatively low customer Satisfaction score and large Market Presence compared to the rest of the category. While they may have positive reviews, they do not have enough reviews to validate those ratings. 92% of users rated it 4 or 5 stars, 70% of users believe it is headed in the right direction, and users said they would be likely to recommend Archer at a rate of 79%. Archer is also in the Operational Risk Management, Business Continuity Management, Third Party & Supplier Risk Management, IT Risk Management, Audit Management, Disclosure Management, Environmental, Social, and Governance (ESG) Reporting, Policy Management, Regulatory Change Management, Security Compliance, and Contractor Risk Management categories.

Satisfaction Ratings

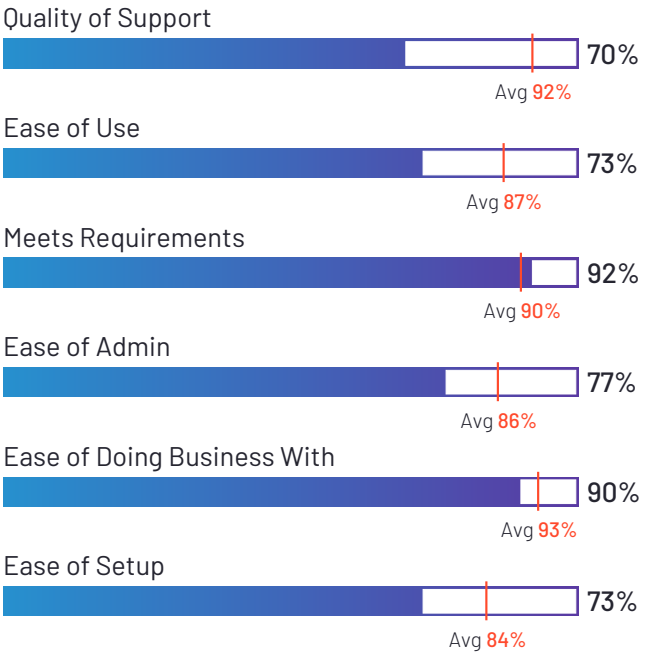

Top Industries Represented

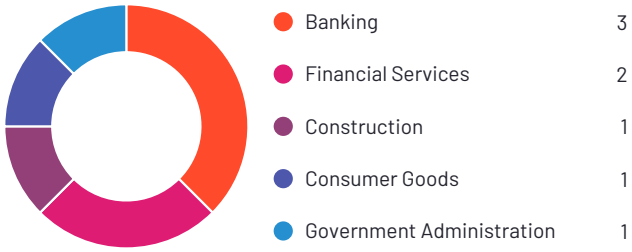

Ownership
Archer Technologies

HQ Location
Overland Park, Kansas

Year Founded
2023

Employees (Listed On Linkedin)
843

Company Website
archerirm.com

© 2025 G2, Inc. All rights reserved.

SureCloud

4.3 ★★★★½ (34)

SureCloud has been named a Niche product based on having a relatively low Satisfaction score and low Market Presence compared to the rest of the category. While they may have positive reviews, they do not have enough reviews to validate those ratings. 95% of users rated it 4 or 5 stars, 89% of users believe it is headed in the right direction, and users said they would be likely to recommend SureCloud at a rate of 87%. SureCloud is also in the Security Compliance, Vendor Security and Privacy Assessment, Data Privacy Management, IT Risk Management, Regulatory Change Management, Business Continuity Management, and Policy Management categories.

Satisfaction Ratings

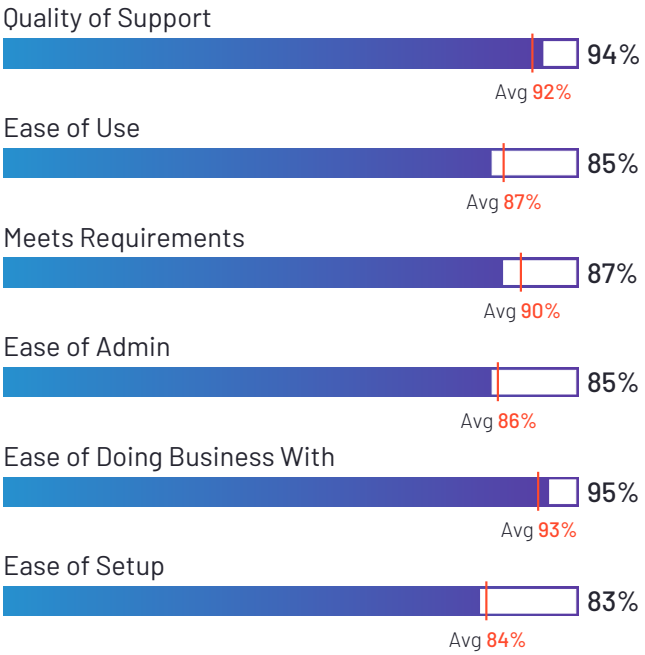

Top Industries Represented

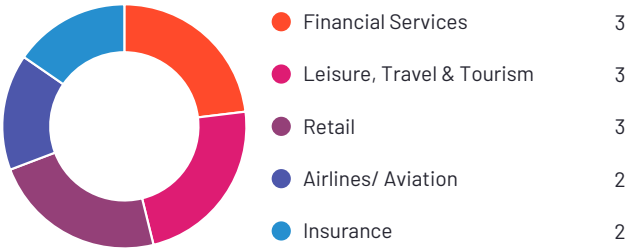

Highest-Rated Features

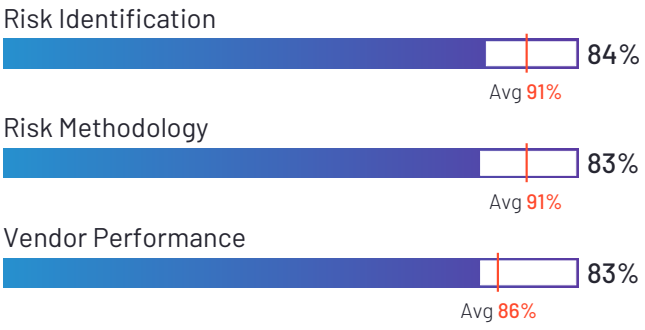

Lowest-Rated Features

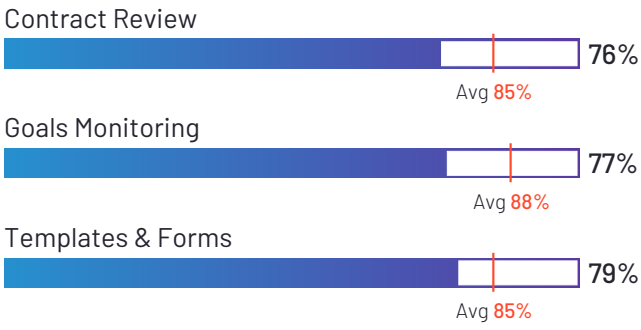

Ownership
SureCloud

HQ Location
London, United Kingdom

Year Founded
2006

Employees (Listed On Linkedin)
63

Company Website
surecloud.com

© 2025 G2, Inc. All rights reserved.

StandardFusion

4.5 ★★★★½ (58)

StandardFusion has been named a Niche product based on having a relatively low Satisfaction score and low Market Presence compared to the rest of the category. While they may have positive reviews, they do not have enough reviews to validate those ratings. 98% of users rated it 4 or 5 stars, 100% of users believe it is headed in the right direction, and users said they would be likely to recommend StandardFusion at a rate of 93%. StandardFusion is also in the Policy Management, IT Risk Management, Audit Management, and Security Compliance categories.

Satisfaction Ratings

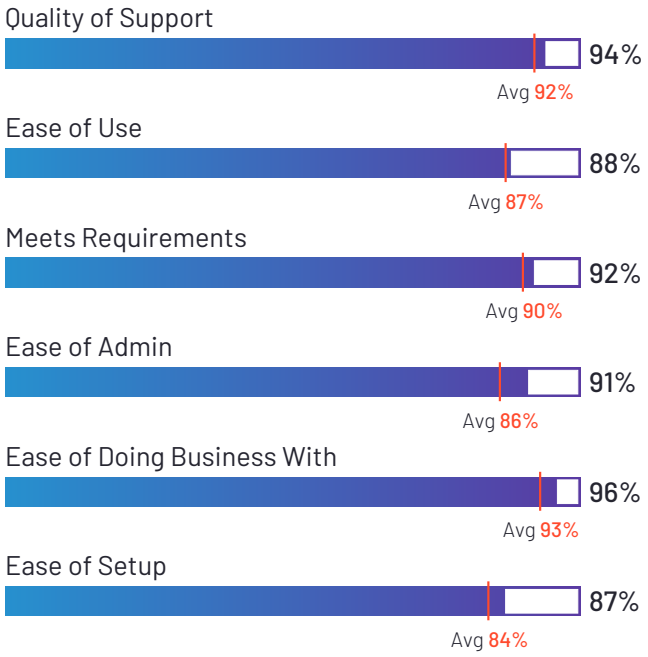

Top Industries Represented



Highest-Rated Features

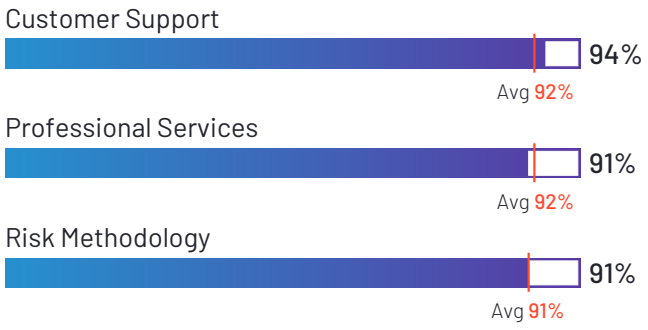

Lowest-Rated Features

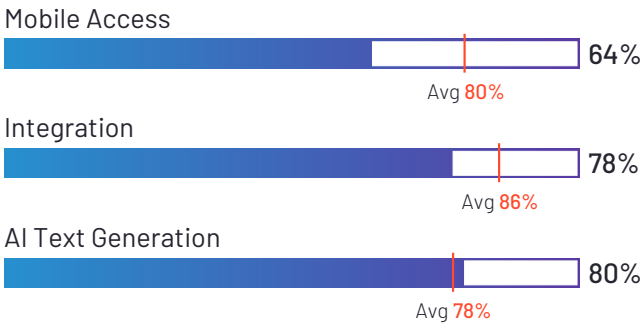

Ownership
StandardFusion

HQ Location
Vancouver, British Columbia

Year Founded
2016

Employees (Listed On Linkedin)
42

Company Website
standardfusion.com

© 2025 G2, Inc. All rights reserved.

Acuity Risk Management

4.5 ★★★★½ (28)

Acuity Risk Management has been named a Niche product based on having a relatively low Satisfaction score and low Market Presence compared to the rest of the category. While they may have positive reviews, they do not have enough reviews to validate those ratings. 93% of users rated it 4 or 5 stars, 80% of users believe it is headed in the right direction, and users said they would be likely to recommend Acuity Risk Management at a rate of 90%. Acuity Risk Management is also in the Policy Management, Operational Risk Management, Business Continuity Management, IT Risk Management, Regulatory Change Management, Audit Management, Incident Management, and Security Compliance categories.

Satisfaction Ratings

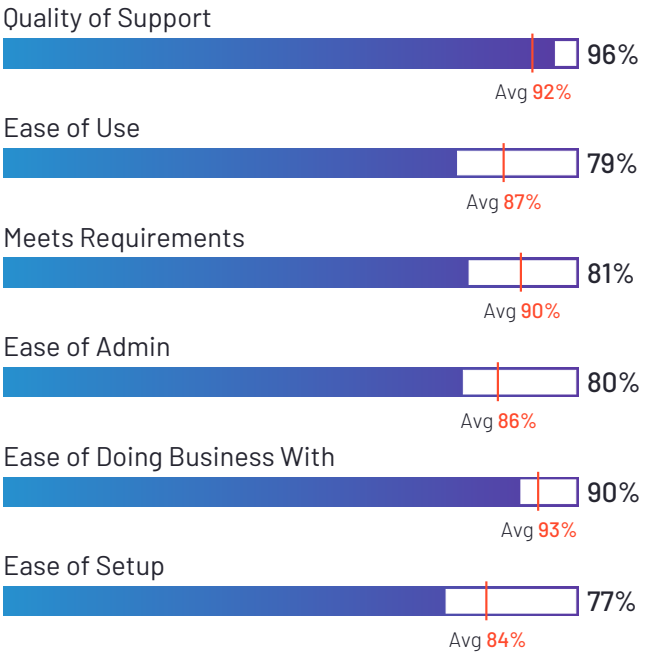

Top Industries Represented

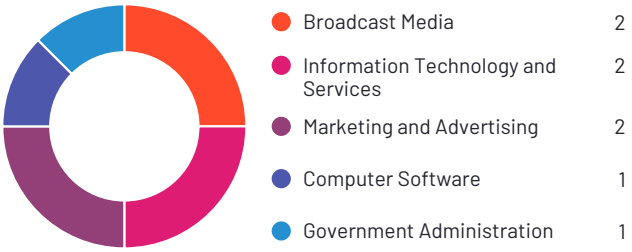

Highest-Rated Features

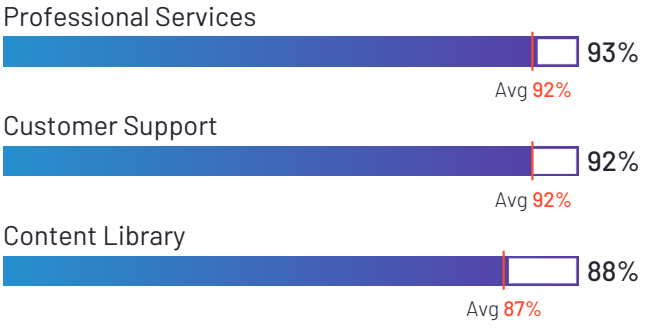

Lowest-Rated Features

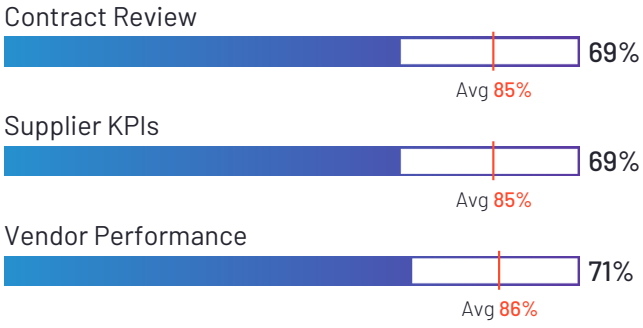

Ownership
Acuity Risk Management LLP

HQ Location
London, England

Year Founded
2005

Employees (Listed On Linkedin)
13

Company Website
acuityrm.com

© 2025 G2, Inc. All rights reserved.

AuditRunner

4.5 ★★★★½ (26)

AuditRunner has been named a Niche product based on having a relatively low Satisfaction score and low Market Presence compared to the rest of the category. While they may have positive reviews, they do not have enough reviews to validate those ratings. 92% of users rated it 4 or 5 stars, 89% of users believe it is headed in the right direction, and users said they would be likely to recommend AuditRunner at a rate of 89%. AuditRunner is also in the Data Privacy Management, Data Subject Access Request (DSAR), Operational Risk Management, Regulatory Change Management, and Quality Management (QMS) categories.

Satisfaction Ratings

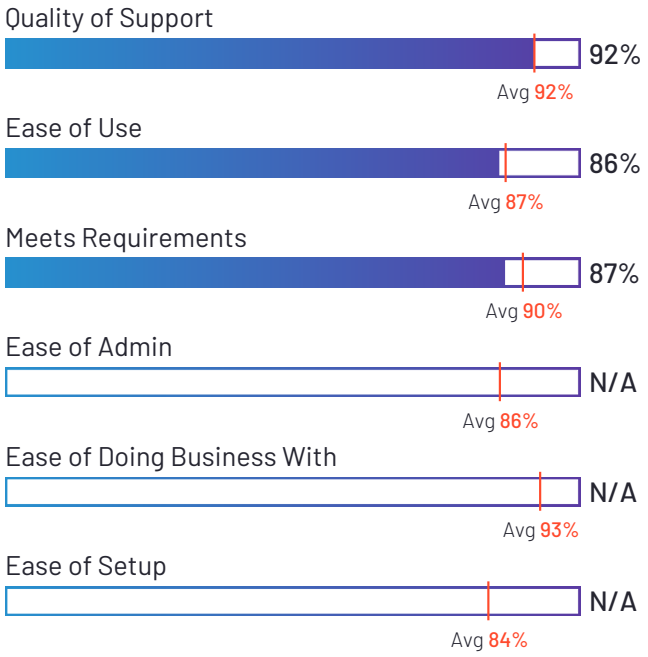

*N/A is displayed when fewer than five responses were received for the question.

Top Industries Represented

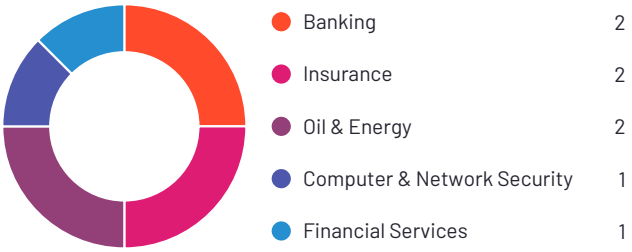

Highest-Rated Features

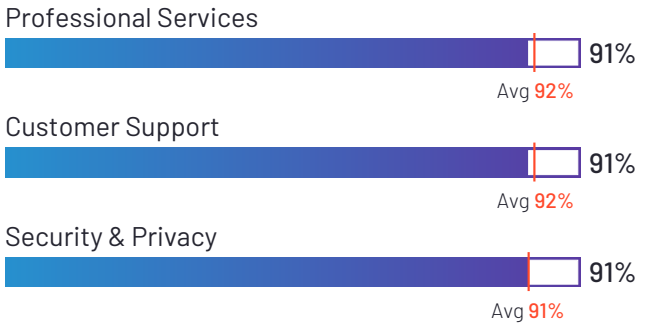

Lowest-Rated Features

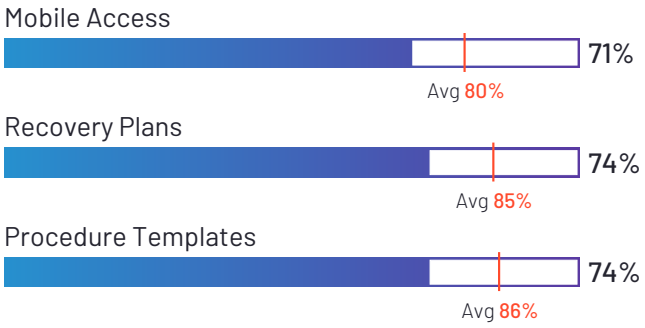

Ownership
WorkRunner

HQ Location
Menlo Park, US

Year Founded
2017

Employees (Listed On Linkedin)
7

Company Website
workrunner.io

© 2025 G2, Inc. All rights reserved.

Satisfaction Ratings for Enterprise Risk Management (ERM)

G2 reviewers rated software sellers ability to satisfy their needs as shown in the table below.

	Satisfaction		Satisfaction by Category						Net Promoter Score (NPS)
	Likelihood to Recommend	Product Going in Right Direction?	Meets Requirements	Ease of Admin	Ease of Doing Business With	Quality of Support	Ease of Setup	Ease of Use	
AuditBoard	92%	95%	88%	84%	91%	87%	82%	90%	71
Workiva	90%	96%	91%	88%	94%	93%	81%	89%	64
Scrut Automation	98%	100%	97%	98%	99%	98%	98%	97%	95
Sprinto	97%	98%	95%	96%	97%	94%	95%	94%	93
LogicGate Risk Cloud	92%	95%	89%	88%	98%	97%	88%	90%	75
Ncontracts	94%	98%	93%	86%	97%	98%	83%	89%	81
Hyperproof	93%	99%	89%	93%	97%	96%	90%	93%	76
Camms GRC	91%	97%	88%	89%	92%	93%	85%	89%	69
Protecht	93%	100%	90%	84%	94%	95%	81%	90%	75
Fusion Risk Management	91%	89%	93%	84%	91%	88%	85%	91%	79
Onspring	97%	100%	94%	89%	95%	98%	86%	90%	93
Pirani	93%	100%	100%	N/A	N/A	99%	93%	94%	80
Essential ERM	97%	100%	96%	97%	99%	99%	96%	97%	94
GlobalSuite	94%	100%	92%	88%	96%	97%	85%	87%	81
Complyance	97%	100%	96%	95%	100%	100%	94%	99%	91
Compyl	100%	100%	99%	94%	100%	100%	95%	97%	100
ZenGRC	89%	98%	88%	90%	93%	92%	84%	88%	67

(Satisfaction Ratings for Enterprise Risk Management (ERM) continues on next page)

*N/A is displayed when fewer than five responses were received for the question.

**Net Promoter Score ranges from -100 to +100

© 2025 G2, Inc. All rights reserved.

Satisfaction Ratings for Enterprise Risk Management (ERM) (continued)

G2 reviewers rated software sellers ability to satisfy their needs as shown in the table below.

	Satisfaction		Satisfaction by Category						Net Promoter Score (NPS)
	Likelihood to Recommend	Product Going in Right Direction?	Meets Requirements	Ease of Admin	Ease of Doing Business With	Quality of Support	Ease of Setup	Ease of Use	
Decision Focus	93%	100%	91%	93%	98%	95%	88%	91%	80
SimpleRisk	91%	100%	93%	94%	100%	100%	86%	93%	70
Ostendio	94%	100%	96%	90%	95%	92%	93%	82%	85
VComply	93%	87%	92%	94%	97%	92%	91%	90%	77
C1Risk	94%	89%	98%	90%	98%	100%	88%	97%	76
SAP Risk Management	82%	92%	88%	81%	81%	79%	75%	76%	35
IBM OpenPages	83%	81%	87%	76%	79%	87%	85%	88%	39
OneTrust Tech Risk & Compliance	92%	88%	89%	86%	90%	86%	84%	86%	77
Resolver	87%	96%	86%	80%	88%	90%	79%	82%	55
ServiceNow Integrated Risk Management	89%	92%	89%	71%	84%	81%	76%	80%	66
Diligent One Platform	85%	82%	85%	80%	88%	91%	74%	80%	47
NAVEX One	81%	74%	86%	78%	82%	88%	77%	84%	39
Oracle GRC	79%	100%	84%	81%	86%	77%	76%	81%	27
SAI360	80%	87%	82%	75%	87%	81%	70%	73%	27
Ideagen Risk Management	84%	82%	88%	83%	87%	83%	75%	80%	52
LogicManager	81%	95%	89%	83%	92%	91%	84%	80%	35
SAS Governance and Compliance Manager	89%	85%	89%	N/A	N/A	88%	N/A	77%	76

(Satisfaction Ratings for Enterprise Risk Management (ERM) continues on next page)

*N/A is displayed when fewer than five responses were received for the question.

**Net Promoter Score ranges from -100 to +100

© 2025 G2, Inc. All rights reserved.

Satisfaction Ratings for Enterprise Risk Management (ERM) (continued)

G2 reviewers rated software sellers ability to satisfy their needs as shown in the table below.

	Satisfaction		Satisfaction by Category						Net Promoter Score (NPS)
	Likelihood to Recommend	Product Going in Right Direction?	Meets Requirements	Ease of Admin	Ease of Doing Business With	Quality of Support	Ease of Setup	Ease of Use	
Archer	79%	70%	92%	77%	90%	70%	73%	73%	24
SureCloud	87%	89%	87%	85%	95%	94%	83%	85%	45
StandardFusion	93%	100%	92%	91%	96%	94%	87%	88%	80
Acuity Risk Management	90%	80%	81%	80%	90%	96%	77%	79%	85
AuditRunner	89%	89%	87%	N/A	N/A	92%	N/A	86%	58
Average	90%	93%	90%	86%	93%	92%	84%	87%	68

*N/A is displayed when fewer than five responses were received for the question.

**Net Promoter Score ranges from -100 to +100

© 2025 G2, Inc. All rights reserved.

Feature Comparison for Enterprise Risk Management (ERM)

G2 users have evaluated the following products by feature. Feature ratings are representative of reviewers overall satisfaction with each feature and do not necessarily take into account the breadth of individual product features. The results are shown below.

Audit Management

	Audit Types	Validation Rules	Templates & Forms	Checklists	Audit Trail
AuditBoard	85%	82%	84%	82%	89%
Workiva	85%	87%	84%	85%	90%
Scrut Automation	95%	97%	96%	97%	97%
Sprinto	97%	95%	95%	96%	96%
LogicGate Risk Cloud	90%	87%	88%	84%	87%
Ncontracts	88%	88%	89%	88%	91%
Hyperproof	91%	86%	87%	87%	89%
Camms GRC	84%	84%	90%	94%	90%
Protecht	86%	86%	84%	84%	88%
Fusion Risk Management	92%	95%	89%	95%	97%
Onspring	91%	89%	90%	91%	94%
Pirani	95%	94%	94%	92%	94%
Essential ERM					97%
GlobalSuite	90%	88%	86%	86%	90%
Complyance		91%	83%		100%
Compyl	99%	96%	94%	94%	94%
ZenGRC	85%	76%	80%	84%	88%

(Feature Comparison for Enterprise Risk Management (ERM) continues on next page)

*N/A is displayed when fewer than five responses were received for the question.

**A blank box indicates that a seller has selected that they do not offer that feature.

© 2025 G2, Inc. All rights reserved.

Feature Comparison for Enterprise Risk Management (ERM) (continued)

G2 users have evaluated the following products by feature. Feature ratings are representative of reviewers overall satisfaction with each feature and do not necessarily take into account the breadth of individual product features. The results are shown below.

Audit Management

	Audit Types	Validation Rules	Templates & Forms	Checklists	Audit Trail
Decision Focus	79%	80%	80%	80%	83%
SimpleRisk	80%	88%	90%	88%	88%
Ostendio	N/A	N/A	N/A	N/A	N/A
VComply	91%	97%	N/A	N/A	N/A
C1Risk	98%	95%	93%	95%	100%
SAP Risk Management	100%	94%	N/A	N/A	100%
IBM OpenPages	92%	90%	91%	90%	91%
OneTrust Tech Risk & Compliance	74%	N/A	83%	83%	86%
Resolver	76%	78%	80%	76%	86%
ServiceNow Integrated Risk Management	N/A	N/A	N/A	N/A	N/A
Diligent One Platform	88%	84%	84%	83%	93%
NAVEX One	79%	81%	79%	83%	81%
Oracle GRC	N/A	N/A	N/A	N/A	N/A
SAI360	81%	76%	76%	77%	76%
Ideagen Risk Management	75%	74%	77%	77%	87%
LogicManager	87%	86%	80%	88%	87%
SAS Governance and Compliance Manager	N/A	N/A	N/A	N/A	N/A

(Feature Comparison for Enterprise Risk Management (ERM) continues on next page)

*N/A is displayed when fewer than five responses were received for the question.

**A blank box indicates that a seller has selected that they do not offer that feature.

© 2025 G2, Inc. All rights reserved.

Feature Comparison for Enterprise Risk Management (ERM) (continued)

G2 users have evaluated the following products by feature. Feature ratings are representative of reviewers overall satisfaction with each feature and do not necessarily take into account the breadth of individual product features. The results are shown below.

Audit Management

	Audit Types	Validation Rules	Templates & Forms	Checklists	Audit Trail
Archer	N/A	N/A	N/A	N/A	N/A
SureCloud	N/A	N/A	79%	N/A	N/A
StandardFusion	90%	85%	82%	84%	90%
Acuity Risk Management	82%	83%	83%	77%	86%
AuditRunner	86%	86%	80%	80%	89%
Average	87%	87%	85%	86%	90%

(Feature Comparison for Enterprise Risk Management (ERM) continues on next page)

*N/A is displayed when fewer than five responses were received for the question.

**A blank box indicates that a seller has selected that they do not offer that feature.

© 2025 G2, Inc. All rights reserved.

Feature Comparison for Enterprise Risk Management (ERM) (continued)

G2 users have evaluated the following products by feature. Feature ratings are representative of reviewers overall satisfaction with each feature and do not necessarily take into account the breadth of individual product features. The results are shown below.

Regulatory Change Management

	Content Library	Updates	Learning	Action Plans	Tests	Impact Analysis
AuditBoard	81%	84%	84%	86%	85%	80%
Workiva	87%	88%	86%	84%	85%	84%
Scrut Automation	94%	96%	93%	93%	95%	88%
Sprinto	95%	95%	92%	95%	95%	96%
LogicGate Risk Cloud	91%	91%	92%	92%	87%	89%
Ncontracts	94%	94%	93%	92%	88%	89%
Hyperproof	87%	92%	88%	87%	87%	83%
Camms GRC	86%	83%	87%	87%	89%	87%
Protecht	92%	88%		90%	82%	85%
Fusion Risk Management	93%	95%	93%	92%	96%	95%
Onspring	84%	86%	83%	85%	84%	85%
Pirani	97%	99%	97%	97%	97%	99%
Essential ERM				94%		93%
GlobalSuite	87%	84%	81%	86%	77%	90%
Complyance	N/A	100%			N/A	N/A
Compyl	96%	96%	92%	96%	90%	97%
ZenGRC	81%	81%		76%	78%	78%

(Feature Comparison for Enterprise Risk Management (ERM) continues on next page)

*N/A is displayed when fewer than five responses were received for the question.

**A blank box indicates that a seller has selected that they do not offer that feature.

© 2025 G2, Inc. All rights reserved.

Feature Comparison for Enterprise Risk Management (ERM) (continued)

G2 users have evaluated the following products by feature. Feature ratings are representative of reviewers overall satisfaction with each feature and do not necessarily take into account the breadth of individual product features. The results are shown below.

Regulatory Change Management

	Content Library	Updates	Learning	Action Plans	Tests	Impact Analysis
Decision Focus	85%	85%	83%	86%	83%	84%
SimpleRisk	90%	95%			86%	
Ostendio	N/A	N/A	N/A	N/A	N/A	N/A
VComply	N/A	N/A	N/A	N/A	N/A	N/A
C1Risk	95%	90%	88%	93%	90%	88%
SAP Risk Management	97%	N/A	N/A	100%	N/A	100%
IBM OpenPages	92%	92%	94%	92%	91%	94%
OneTrust Tech Risk & Compliance	74%	71%	71%	77%	80%	80%
Resolver	83%	84%		84%	79%	82%
ServiceNow Integrated Risk Management	N/A	N/A	N/A	N/A	N/A	N/A
Diligent One Platform	86%	91%	86%	89%	91%	85%
NAVEX One	81%	79%	90%	86%	74%	88%
Oracle GRC	N/A	N/A	N/A	N/A	N/A	N/A
SAI360	63%	78%	67%	81%	83%	79%
Ideagen Risk Management	79%	79%	78%	81%	84%	85%
LogicManager	87%	84%	77%	82%	80%	85%
SAS Governance and Compliance Manager	N/A	N/A	N/A	N/A	N/A	N/A

(Feature Comparison for Enterprise Risk Management (ERM) continues on next page)

*N/A is displayed when fewer than five responses were received for the question.

**A blank box indicates that a seller has selected that they do not offer that feature.

© 2025 G2, Inc. All rights reserved.

Feature Comparison for Enterprise Risk Management (ERM) (continued)

G2 users have evaluated the following products by feature. Feature ratings are representative of reviewers overall satisfaction with each feature and do not necessarily take into account the breadth of individual product features. The results are shown below.

Regulatory Change Management

	Content Library	Updates	Learning	Action Plans	Tests	Impact Analysis
Archer	N/A	N/A	N/A	N/A	N/A	N/A
SureCloud	N/A	N/A	N/A	N/A	N/A	N/A
StandardFusion	90%	90%	81%	90%	83%	90%
Acuity Risk Management	88%	84%	80%	82%	N/A	86%
AuditRunner	80%	80%	86%	89%	89%	83%
Average	87%	88%	86%	88%	86%	88%

(Feature Comparison for Enterprise Risk Management (ERM) continues on next page)

*N/A is displayed when fewer than five responses were received for the question.

**A blank box indicates that a seller has selected that they do not offer that feature.

© 2025 G2, Inc. All rights reserved.

Feature Comparison for Enterprise Risk Management (ERM) (continued)

G2 users have evaluated the following products by feature. Feature ratings are representative of reviewers overall satisfaction with each feature and do not necessarily take into account the breadth of individual product features. The results are shown below.

Risk Management

	Risk Identification	Risk Classification	Risk Methodology	Goals Monitoring
AuditBoard	83%	84%	84%	81%
Workiva	87%	85%	85%	85%
Scrut Automation	96%	96%	94%	94%
Sprinto	97%	96%	96%	96%
LogicGate Risk Cloud	93%	95%	94%	92%
Ncontracts	93%	94%	89%	87%
Hyperproof	92%	90%	88%	87%
Camms GRC	90%	89%	90%	86%
Protecht	92%	91%	95%	86%
Fusion Risk Management	92%	91%	93%	89%
Onspring	94%	95%	94%	94%
Pirani	98%	98%	98%	98%
Essential ERM	97%	95%	97%	93%
GlobalSuite	96%	97%	96%	92%
Complyance	97%	N/A	N/A	94%
Compyl	100%	99%	99%	96%
ZenGRC	84%	84%	82%	78%

(Feature Comparison for Enterprise Risk Management (ERM) continues on next page)

*N/A is displayed when fewer than five responses were received for the question.

**A blank box indicates that a seller has selected that they do not offer that feature.

© 2025 G2, Inc. All rights reserved.

Feature Comparison for Enterprise Risk Management (ERM) (continued)

G2 users have evaluated the following products by feature. Feature ratings are representative of reviewers overall satisfaction with each feature and do not necessarily take into account the breadth of individual product features. The results are shown below.

Risk Management

	Risk Identification	Risk Classification	Risk Methodology	Goals Monitoring
Decision Focus	89%	94%	92%	88%
SimpleRisk	88%	93%	95%	93%
Ostendio	N/A	N/A	N/A	N/A
VComply	N/A	N/A	N/A	N/A
C1Risk	98%	95%	95%	88%
SAP Risk Management	97%	100%	97%	83%
IBM OpenPages	93%	93%	93%	90%
OneTrust Tech Risk & Compliance	89%	80%	N/A	N/A
Resolver	90%	90%	88%	80%
ServiceNow Integrated Risk Management	N/A	N/A	N/A	N/A
Diligent One Platform	88%	88%	87%	85%
NAVEX One	88%	93%	86%	88%
Oracle GRC	N/A	N/A	N/A	N/A
SAI360	88%	86%	84%	76%
Ideagen Risk Management	90%	87%	87%	90%
LogicManager	89%	87%	87%	80%
SAS Governance and Compliance Manager	N/A	N/A	N/A	N/A

(Feature Comparison for Enterprise Risk Management (ERM) continues on next page)

*N/A is displayed when fewer than five responses were received for the question.

**A blank box indicates that a seller has selected that they do not offer that feature.

© 2025 G2, Inc. All rights reserved.

Feature Comparison for Enterprise Risk Management (ERM) (continued)

G2 users have evaluated the following products by feature. Feature ratings are representative of reviewers overall satisfaction with each feature and do not necessarily take into account the breadth of individual product features. The results are shown below.

Risk Management

	Risk Identification	Risk Classification	Risk Methodology	Goals Monitoring
Archer	N/A	N/A	N/A	N/A
SureCloud	84%	81%	83%	77%
StandardFusion	89%	90%	91%	90%
Acuity Risk Management	86%	87%	87%	82%
AuditRunner	89%	91%	89%	89%
Average	91%	91%	91%	88%

(Feature Comparison for Enterprise Risk Management (ERM) continues on next page)

*N/A is displayed when fewer than five responses were received for the question.

**A blank box indicates that a seller has selected that they do not offer that feature.

© 2025 G2, Inc. All rights reserved.

Feature Comparison for Enterprise Risk Management (ERM) (continued)

G2 users have evaluated the following products by feature. Feature ratings are representative of reviewers overall satisfaction with each feature and do not necessarily take into account the breadth of individual product features. The results are shown below.

Third Party & Supplier Risk Management

	Supplier Scoring	Contract Review	Vendor Performance	Supplier KPIs
AuditBoard	77%	76%	77%	75%
Workiva	83%	81%	78%	80%
Scrut Automation	94%	92%	90%	89%
Sprinto	93%	92%	95%	93%
LogicGate Risk Cloud	92%	94%	92%	87%
Ncontracts	87%	87%	91%	84%
Hyperproof	86%			
Camms GRC	86%	N/A	N/A	N/A
Protecht	86%	88%	90%	89%
Fusion Risk Management	90%	90%	90%	91%
Onspring	89%	88%	82%	85%
Pirani	98%	98%	98%	100%
Essential ERM				91%
GlobalSuite	89%	79%	86%	90%
Complyance	N/A		86%	
Compyl	97%	96%	95%	92%
ZenGRC	80%	74%	76%	62%

(Feature Comparison for Enterprise Risk Management (ERM) continues on next page)

*N/A is displayed when fewer than five responses were received for the question.

**A blank box indicates that a seller has selected that they do not offer that feature.

© 2025 G2, Inc. All rights reserved.

Feature Comparison for Enterprise Risk Management (ERM) (continued)

G2 users have evaluated the following products by feature. Feature ratings are representative of reviewers overall satisfaction with each feature and do not necessarily take into account the breadth of individual product features. The results are shown below.

Third Party & Supplier Risk Management

	Supplier Scoring	Contract Review	Vendor Performance	Supplier KPIs
Decision Focus	86%	86%	90%	90%
SimpleRisk	76%			
Ostendio	N/A	N/A	N/A	N/A
VComply	N/A	N/A	N/A	N/A
C1Risk	90%	88%	93%	90%
SAP Risk Management	N/A	N/A	N/A	N/A
IBM OpenPages	90%	95%	90%	92%
OneTrust Tech Risk & Compliance	77%	N/A	N/A	N/A
Resolver	68%			
ServiceNow Integrated Risk Management	N/A	N/A	N/A	N/A
Diligent One Platform	86%	87%	87%	87%
NAVEX One	83%	83%	89%	N/A
Oracle GRC	N/A	N/A	N/A	N/A
SAI360	94%	89%	91%	N/A
Ideagen Risk Management	84%		86%	79%
LogicManager	86%	84%	83%	83%
SAS Governance and Compliance Manager	N/A	N/A	N/A	N/A

(Feature Comparison for Enterprise Risk Management (ERM) continues on next page)

*N/A is displayed when fewer than five responses were received for the question.

**A blank box indicates that a seller has selected that they do not offer that feature.

© 2025 G2, Inc. All rights reserved.

Feature Comparison for Enterprise Risk Management (ERM) (continued)

G2 users have evaluated the following products by feature. Feature ratings are representative of reviewers overall satisfaction with each feature and do not necessarily take into account the breadth of individual product features. The results are shown below.

Third Party & Supplier Risk Management

	Supplier Scoring	Contract Review	Vendor Performance	Supplier KPIs
Archer	N/A	N/A	N/A	N/A
SureCloud	79%	76%	83%	N/A
StandardFusion	84%	85%	85%	85%
Acuity Risk Management	78%	69%	71%	69%
AuditRunner	83%	N/A	N/A	N/A
Average	86%	86%	87%	86%

(Feature Comparison for Enterprise Risk Management (ERM) continues on next page)

*N/A is displayed when fewer than five responses were received for the question.

**A blank box indicates that a seller has selected that they do not offer that feature.

© 2025 G2, Inc. All rights reserved.

Feature Comparison for Enterprise Risk Management (ERM) (continued)

G2 users have evaluated the following products by feature. Feature ratings are representative of reviewers overall satisfaction with each feature and do not necessarily take into account the breadth of individual product features. The results are shown below.

Business Continuity Management

	Recovery Plans	Procedure Templates	Crisis Management
AuditBoard	77%	80%	76%
Workiva	83%	85%	82%
Scrut Automation	93%	93%	93%
Sprinto	95%	95%	95%
LogicGate Risk Cloud	90%	90%	93%
Ncontracts	90%	89%	88%
Hyperproof	82%	82%	83%
Camms GRC	N/A	83%	86%
Protecht	75%	87%	83%
Fusion Risk Management	88%	92%	90%
Onspring	85%	82%	81%
Pirani	100%	100%	100%
Essential ERM	87%		86%
GlobalSuite	94%	90%	93%
Complyance	N/A	N/A	N/A
Compyl	95%	96%	94%
ZenGRC	57%	60%	54%

(Feature Comparison for Enterprise Risk Management (ERM) continues on next page)

*N/A is displayed when fewer than five responses were received for the question.

**A blank box indicates that a seller has selected that they do not offer that feature.

© 2025 G2, Inc. All rights reserved.

Feature Comparison for Enterprise Risk Management (ERM) (continued)

G2 users have evaluated the following products by feature. Feature ratings are representative of reviewers overall satisfaction with each feature and do not necessarily take into account the breadth of individual product features. The results are shown below.

Business Continuity Management

	Recovery Plans	Procedure Templates	Crisis Management
Decision Focus	87%	88%	86%
SimpleRisk	74%	79%	74%
Ostendio	N/A	N/A	N/A
VComply	N/A	N/A	N/A
C1Risk	88%	90%	90%
SAP Risk Management	N/A	N/A	N/A
IBM OpenPages	87%	90%	92%
OneTrust Tech Risk & Compliance	N/A	N/A	N/A
Resolver	77%		
ServiceNow Integrated Risk Management	N/A	N/A	N/A
Diligent One Platform	87%	89%	83%
NAVEX One	N/A	77%	N/A
Oracle GRC	N/A	N/A	N/A
SAI360	91%	86%	91%
Ideagen Risk Management	83%	80%	83%
LogicManager	83%	81%	81%
SAS Governance and Compliance Manager	N/A	N/A	N/A

(Feature Comparison for Enterprise Risk Management (ERM) continues on next page)

*N/A is displayed when fewer than five responses were received for the question.

**A blank box indicates that a seller has selected that they do not offer that feature.

© 2025 G2, Inc. All rights reserved.

Feature Comparison for Enterprise Risk Management (ERM) (continued)

G2 users have evaluated the following products by feature. Feature ratings are representative of reviewers overall satisfaction with each feature and do not necessarily take into account the breadth of individual product features. The results are shown below.

Business Continuity Management

	Recovery Plans	Procedure Templates	Crisis Management
Archer	N/A	N/A	N/A
SureCloud	N/A	N/A	N/A
StandardFusion	85%	87%	83%
Acuity Risk Management	N/A	N/A	N/A
AuditRunner	74%	74%	80%
Average	85%	86%	85%

(Feature Comparison for Enterprise Risk Management (ERM) continues on next page)

*N/A is displayed when fewer than five responses were received for the question.

**A blank box indicates that a seller has selected that they do not offer that feature.

© 2025 G2, Inc. All rights reserved.

Feature Comparison for Enterprise Risk Management (ERM) (continued)

G2 users have evaluated the following products by feature. Feature ratings are representative of reviewers overall satisfaction with each feature and do not necessarily take into account the breadth of individual product features. The results are shown below.

Ethics and Compliance Learning

	Standard Courses	Corporate Compliance	Regulatory Certifications
AuditBoard	79%	80%	78%
Workiva			
Scrut Automation	95%	93%	95%
Sprinto	94%	94%	96%
LogicGate Risk Cloud	91%	90%	94%
Ncontracts			
Hyperproof			87%
Camms GRC	88%	90%	91%
Protecht			
Fusion Risk Management	92%	89%	90%
Onspring			
Pirani	100%	100%	100%
Essential ERM			
GlobalSuite	71%	73%	73%
Complyance			
Compyl	91%	97%	92%
ZenGRC	66%	68%	61%

(Feature Comparison for Enterprise Risk Management (ERM) continues on next page)

*N/A is displayed when fewer than five responses were received for the question.

**A blank box indicates that a seller has selected that they do not offer that feature.

© 2025 G2, Inc. All rights reserved.

Feature Comparison for Enterprise Risk Management (ERM) (continued)

G2 users have evaluated the following products by feature. Feature ratings are representative of reviewers overall satisfaction with each feature and do not necessarily take into account the breadth of individual product features. The results are shown below.

Ethics and Compliance Learning

	Standard Courses	Corporate Compliance	Regulatory Certifications
Decision Focus	83%	87%	87%
SimpleRisk			86%
Ostendio	N/A	N/A	N/A
VComply	N/A	N/A	N/A
C1Risk	86%	93%	93%
SAP Risk Management	N/A	N/A	N/A
IBM OpenPages			
OneTrust Tech Risk & Compliance	N/A	N/A	N/A
Resolver			
ServiceNow Integrated Risk Management	N/A	N/A	N/A
Diligent One Platform	88%	86%	88%
NAVEX One	77%	83%	86%
Oracle GRC	N/A	N/A	N/A
SAI360	71%	89%	71%
Ideagen Risk Management	81%	82%	87%
LogicManager	79%		78%
SAS Governance and Compliance Manager	N/A	N/A	N/A

(Feature Comparison for Enterprise Risk Management (ERM) continues on next page)

*N/A is displayed when fewer than five responses were received for the question.

**A blank box indicates that a seller has selected that they do not offer that feature.

© 2025 G2, Inc. All rights reserved.

Feature Comparison for Enterprise Risk Management (ERM) (continued)

G2 users have evaluated the following products by feature. Feature ratings are representative of reviewers overall satisfaction with each feature and do not necessarily take into account the breadth of individual product features. The results are shown below.

Ethics and Compliance Learning

	Standard Courses	Corporate Compliance	Regulatory Certifications
Archer	N/A	N/A	N/A
SureCloud	N/A	N/A	N/A
StandardFusion	81%	86%	86%
Acuity Risk Management			86%
AuditRunner	N/A	N/A	86%
Average	84%	87%	86%

(Feature Comparison for Enterprise Risk Management (ERM) continues on next page)

*N/A is displayed when fewer than five responses were received for the question.

**A blank box indicates that a seller has selected that they do not offer that feature.

© 2025 G2, Inc. All rights reserved.

Feature Comparison for Enterprise Risk Management (ERM) (continued)

G2 users have evaluated the following products by feature. Feature ratings are representative of reviewers overall satisfaction with each feature and do not necessarily take into account the breadth of individual product features. The results are shown below.

Platform

	Integration	Security & Privacy	Mobile Access	Flexibility
AuditBoard	80%	85%	73%	84%
Workiva	91%	91%	78%	87%
Scrut Automation	92%	95%	86%	94%
Sprinto	95%	96%	88%	94%
LogicGate Risk Cloud	85%	94%	77%	92%
Ncontracts		96%		92%
Hyperproof	87%	91%		89%
Camms GRC	87%	89%	86%	89%
Protecht	85%	91%	87%	93%
Fusion Risk Management	93%	92%	91%	94%
Onspring	87%	87%	76%	92%
Pirani	100%	100%	100%	100%
Essential ERM	84%	95%	93%	94%
GlobalSuite	84%	96%	70%	79%
Complyance	100%	97%	N/A	N/A
Compyl	96%	97%	91%	97%
ZenGRC	72%	83%	62%	80%

(Feature Comparison for Enterprise Risk Management (ERM) continues on next page)

*N/A is displayed when fewer than five responses were received for the question.

**A blank box indicates that a seller has selected that they do not offer that feature.

© 2025 G2, Inc. All rights reserved.

Feature Comparison for Enterprise Risk Management (ERM) (continued)

G2 users have evaluated the following products by feature. Feature ratings are representative of reviewers overall satisfaction with each feature and do not necessarily take into account the breadth of individual product features. The results are shown below.

Platform

	Integration	Security & Privacy	Mobile Access	Flexibility
Decision Focus	90%	92%	82%	92%
SimpleRisk	74%	95%	89%	98%
Ostendio	N/A	N/A	N/A	N/A
VComply	N/A	N/A	N/A	N/A
C1Risk	90%	98%	91%	100%
SAP Risk Management	N/A	N/A	N/A	N/A
IBM OpenPages	88%	90%	88%	88%
OneTrust Tech Risk & Compliance	N/A	N/A	N/A	N/A
Resolver	76%	87%	66%	81%
ServiceNow Integrated Risk Management	N/A	N/A	N/A	N/A
Diligent One Platform	89%	91%	71%	87%
NAVEX One	N/A	83%	N/A	77%
Oracle GRC	N/A	N/A	N/A	N/A
SAI360	81%	90%	N/A	75%
Ideagen Risk Management	80%	90%	81%	81%
LogicManager	72%	86%		86%
SAS Governance and Compliance Manager	N/A	N/A	N/A	N/A

(Feature Comparison for Enterprise Risk Management (ERM) continues on next page)

*N/A is displayed when fewer than five responses were received for the question.

**A blank box indicates that a seller has selected that they do not offer that feature.

© 2025 G2, Inc. All rights reserved.

Feature Comparison for Enterprise Risk Management (ERM) (continued)

G2 users have evaluated the following products by feature. Feature ratings are representative of reviewers overall satisfaction with each feature and do not necessarily take into account the breadth of individual product features. The results are shown below.

Platform

	Integration	Security & Privacy	Mobile Access	Flexibility
Archer	N/A	N/A	N/A	N/A
SureCloud	N/A	N/A	N/A	N/A
StandardFusion	78%	90%	64%	87%
Acuity Risk Management	77%	82%	N/A	73%
AuditRunner	89%	91%	71%	86%
Average	86%	91%	81%	88%

(Feature Comparison for Enterprise Risk Management (ERM) continues on next page)

*N/A is displayed when fewer than five responses were received for the question.

**A blank box indicates that a seller has selected that they do not offer that feature.

© 2025 G2, Inc. All rights reserved.

Feature Comparison for Enterprise Risk Management (ERM) (continued)

G2 users have evaluated the following products by feature. Feature ratings are representative of reviewers overall satisfaction with each feature and do not necessarily take into account the breadth of individual product features. The results are shown below.

Services

	Implementation	Training & Learning	Customer Support	Professional Services
AuditBoard	82%	85%	86%	83%
Workiva	88%	87%	90%	88%
Scrut Automation	94%	92%	97%	93%
Sprinto	95%	96%	96%	95%
LogicGate Risk Cloud	95%	93%	97%	96%
Ncontracts	92%	92%	96%	95%
Hyperproof	92%	90%	96%	92%
Camms GRC	85%	81%	89%	93%
Protecht	88%	91%	96%	89%
Fusion Risk Management	91%	92%	91%	94%
Onspring	91%	93%	96%	92%
Pirani	100%	100%	100%	100%
Essential ERM	99%	95%	99%	97%
GlobalSuite	96%	96%	97%	96%
Complyance	N/A	N/A	N/A	N/A
Compyl	96%	96%	97%	97%
ZenGRC	85%	84%	84%	86%

(Feature Comparison for Enterprise Risk Management (ERM) continues on next page)

*N/A is displayed when fewer than five responses were received for the question.

**A blank box indicates that a seller has selected that they do not offer that feature.

© 2025 G2, Inc. All rights reserved.

Feature Comparison for Enterprise Risk Management (ERM) (continued)

G2 users have evaluated the following products by feature. Feature ratings are representative of reviewers overall satisfaction with each feature and do not necessarily take into account the breadth of individual product features. The results are shown below.

Services

	Implementation	Training & Learning	Customer Support	Professional Services
Decision Focus	94%	90%	96%	93%
SimpleRisk	90%	83%	100%	95%
Ostendio	N/A	N/A	N/A	N/A
VComply	N/A	N/A	N/A	N/A
C1Risk	93%	94%	97%	97%
SAP Risk Management	N/A	N/A	N/A	N/A
IBM OpenPages	88%	89%	87%	92%
OneTrust Tech Risk & Compliance	N/A	N/A	N/A	N/A
Resolver	85%	83%	91%	90%
ServiceNow Integrated Risk Management	N/A	N/A	N/A	N/A
Diligent One Platform	92%	89%	90%	92%
NAVEX One	77%	91%	89%	86%
Oracle GRC	N/A	N/A	N/A	N/A
SAI360	86%	63%	70%	84%
Ideagen Risk Management	83%	78%	84%	84%
LogicManager	86%	86%	89%	86%
SAS Governance and Compliance Manager	N/A	N/A	N/A	N/A

(Feature Comparison for Enterprise Risk Management (ERM) continues on next page)

*N/A is displayed when fewer than five responses were received for the question.

**A blank box indicates that a seller has selected that they do not offer that feature.

© 2025 G2, Inc. All rights reserved.

Feature Comparison for Enterprise Risk Management (ERM) (continued)

G2 users have evaluated the following products by feature. Feature ratings are representative of reviewers overall satisfaction with each feature and do not necessarily take into account the breadth of individual product features. The results are shown below.

Services

	Implementation	Training & Learning	Customer Support	Professional Services
Archer	N/A	N/A	N/A	N/A
SureCloud	N/A	N/A	N/A	N/A
StandardFusion	91%	85%	94%	91%
Acuity Risk Management	86%	86%	92%	93%
AuditRunner	86%	86%	91%	91%
Average	90%	88%	92%	92%

*N/A is displayed when fewer than five responses were received for the question.

**A blank box indicates that a seller has selected that they do not offer that feature.

© 2025 G2, Inc. All rights reserved.

Additional Data for Enterprise Risk Management (ERM)

The table below includes a breakdown of the customer segments for each product, as represented by G2 reviewers.

Customers by Size

	Small Business (50 or fewer emp.)	Mid-Market (51-1000 emp.)	Enterprise (>1000 emp.)
AuditBoard	15%	22%	62%
Workiva	11%	35%	54%
Scrut Automation	46%	52%	2%
Sprinto	48%	48%	3%
LogicGate Risk Cloud	9%	41%	50%
Ncontracts	5%	90%	4%
Hyperproof	12%	52%	36%
Camms GRC	17%	57%	26%
Protecht	6%	75%	19%
Fusion Risk Management	22%	52%	26%
Onspring	2%	37%	61%
Pirani	20%	64%	16%
Essential ERM	26%	35%	38%
GlobalSuite	13%	56%	31%
Complyance	8%	67%	25%
Compyl	23%	73%	5%
ZenGRC	8%	57%	35%

(Additional Data for Enterprise Risk Management (ERM) continues on next page)

*N/A is displayed when data is not publicly available.

© 2025 G2, Inc. All rights reserved.

Additional Data for Enterprise Risk Management (ERM) (continued)

The table below includes a breakdown of the customer segments for each product, as represented by G2 reviewers.

Customers by Size

	Small Business (50 or fewer emp.)	Mid-Market (51-1000 emp.)	Enterprise (>1000 emp.)
Decision Focus	10%	70%	20%
SimpleRisk	30%	30%	40%
Ostendio	50%	43%	7%
VComply	19%	58%	23%
C1Risk	23%	54%	23%
SAP Risk Management	5%	14%	80%
IBM OpenPages	35%	37%	28%
OneTrust Tech Risk & Compliance	43%	37%	20%
Resolver	10%	53%	37%
ServiceNow Integrated Risk Management	7%	0%	93%
Diligent One Platform	20%	29%	51%
NAVEX One	24%	27%	48%
Oracle GRC	18%	27%	55%
SAI360	2%	15%	83%
Ideagen Risk Management	9%	74%	17%
LogicManager	14%	36%	50%
SAS Governance and Compliance Manager	15%	54%	31%

(Additional Data for Enterprise Risk Management (ERM) continues on next page)

*N/A is displayed when data is not publicly available.

© 2025 G2, Inc. All rights reserved.

Additional Data for Enterprise Risk Management (ERM) (continued)

The table below includes a breakdown of the customer segments for each product, as represented by G2 reviewers.

Customers by Size

	Small Business (50 or fewer emp.)	Mid-Market (51-1000 emp.)	Enterprise (>1000 emp.)
Archer	0%	8%	92%
SureCloud	9%	18%	73%
StandardFusion	17%	60%	24%
Acuity Risk Management	14%	36%	50%
AuditRunner	42%	50%	8%
Average	18%	45%	37%

(Additional Data for Enterprise Risk Management (ERM) continues on next page)

*N/A is displayed when data is not publicly available.

© 2025 G2, Inc. All rights reserved.

Additional Data for Enterprise Risk Management (ERM) (continued)

The table below highlights implementation and deployment data as indicated in real user reviews on G2.

Implementation

	Deployment		Implementation Time	Implementation Method				Contract Term
	Cloud	On-Premises	Avg. Months to Go Live	In-House Team	Seller Services Team	Third-Party Consultant	Don't know	Avg. Contract Term (Months)
AuditBoard	84%	16%	4.6	52%	27%	10%	11%	27
Workiva	94%	6%	5.3	64%	21%	7%	7%	31
Scrut Automation	85%	15%	1.2	35%	61%	2%	1%	27
Sprinto	88%	13%	1.6	78%	16%	5%	0%	19
LogicGate Risk Cloud	82%	18%	3.6	61%	35%	1%	3%	31
Ncontracts	33%	67%	5.8	88%	8%	0%	5%	20
Hyperproof	84%	16%	2.5	70%	21%	2%	8%	25
Camms GRC	74%	26%	2.8	76%	19%	0%	5%	29
Protecht	82%	18%	4.4	57%	24%	5%	14%	26
Fusion Risk Management	71%	29%	6.0	29%	43%	14%	14%	28
Onspring	80%	20%	3.8	59%	18%	14%	9%	18
Pirani	N/A	N/A	4.4	N/A	N/A	N/A	N/A	N/A
Essential ERM	63%	37%	1.1	61%	22%	17%	0%	15
GlobalSuite	58%	42%	3.7	45%	45%	0%	9%	15
Complyance	83%	17%	1.1	33%	67%	0%	0%	16
Compyl	100%	0%	1.3	80%	20%	0%	0%	32
ZenGRC	78%	22%	2.8	53%	30%	2%	14%	20

(Additional Data for Enterprise Risk Management (ERM) continues on next page)

*N/A is displayed when data is not publicly available.

© 2025 G2, Inc. All rights reserved.

Additional Data for Enterprise Risk Management (ERM) (continued)

The table below highlights implementation and deployment data as indicated in real user reviews on G2.

Implementation

	Deployment		Implementation Time	Implementation Method				Contract Term
	Cloud	On-Premises	Avg. Months to Go Live	In-House Team	Seller Services Team	Third-Party Consultant	Don't know	Avg. Contract Term (Months)
Decision Focus	73%	27%	4.6	36%	55%	0%	9%	23
SimpleRisk	100%	0%	2.8	71%	14%	14%	0%	20
Ostendio	60%	40%	N/A	60%	20%	0%	20%	N/A
VComply	89%	11%	1.0	64%	27%	0%	9%	16
C1Risk	86%	14%	2.1	50%	17%	33%	0%	22
SAP Risk Management	29%	71%	9.1	41%	21%	24%	14%	19
IBM OpenPages	45%	55%	10.9	33%	17%	42%	8%	17
OneTrust Tech Risk & Compliance	67%	33%	2.3	91%	0%	9%	0%	10
Resolver	73%	27%	5.4	72%	19%	3%	6%	22
ServiceNow Integrated Risk Management	67%	33%	4.5	50%	17%	17%	17%	N/A
Diligent One Platform	71%	29%	3.2	67%	31%	0%	3%	22
NAVEX One	64%	36%	N/A	44%	44%	0%	11%	N/A
Oracle GRC	71%	29%	N/A	80%	0%	20%	0%	N/A
SAI360	58%	42%	5.9	52%	41%	3%	3%	34
Ideagen Risk Management	63%	38%	4.0	75%	6%	0%	19%	18
LogicManager	93%	7%	6.1	81%	19%	0%	0%	28
SAS Governance and Compliance Manager	N/A	N/A	N/A	100%	0%	0%	0%	N/A

(Additional Data for Enterprise Risk Management (ERM) continues on next page)

*N/A is displayed when data is not publicly available.

© 2025 G2, Inc. All rights reserved.

Additional Data for Enterprise Risk Management (ERM) (continued)

The table below highlights implementation and deployment data as indicated in real user reviews on G2.

Implementation

	Deployment		Implementation Time	Implementation Method				Contract Term
	Cloud	On-Premises	Avg. Months to Go Live	In-House Team	Seller Services Team	Third-Party Consultant	Don't know	Avg. Contract Term (Months)
Archer	17%	83%	4.2	20%	40%	40%	0%	N/A
SureCloud	79%	21%	3.3	50%	38%	0%	13%	24
StandardFusion	81%	19%	1.5	67%	29%	0%	4%	21
Acuity Risk Management	78%	22%	2.8	89%	11%	0%	0%	19
AuditRunner	N/A	N/A	N/A	N/A	N/A	N/A	N/A	N/A

(Additional Data for Enterprise Risk Management (ERM) continues on next page)

*N/A is displayed when data is not publicly available.

© 2025 G2, Inc. All rights reserved.

Additional Data for Enterprise Risk Management (ERM) (continued)

The table below highlights the average user adoption of each product as indicated in real user reviews on G2.

User Adoption and Return on Investment (ROI)

	User Adoption	Payback Period
	Average User Adoption	Estimated ROI (payback period in months)
AuditBoard	58%	16
Workiva	57%	13
Scrut Automation	94%	4
Sprinto	90%	7
LogicGate Risk Cloud	48%	13
Ncontracts	82%	13
Hyperproof	47%	13
Camms GRC	57%	26
Protecht	60%	18
Fusion Risk Management	39%	21
Onspring	43%	12
Pirani	N/A	11
Essential ERM	65%	16
GlobalSuite	89%	4
Complyance	38%	6
Compyl	86%	9
ZenGRC	45%	18

(Additional Data for Enterprise Risk Management (ERM) continues on next page)

*N/A is displayed when data is not publicly available.

© 2025 G2, Inc. All rights reserved.

Additional Data for Enterprise Risk Management (ERM) (continued)

The table below highlights the average user adoption of each product as indicated in real user reviews on G2.

User Adoption and Return on Investment (ROI)

	User Adoption	Payback Period
	Average User Adoption	Estimated ROI (payback period in months)
Decision Focus	55%	6
SimpleRisk	51%	15
Ostendio	N/A	N/A
VComply	56%	8
C1Risk	51%	N/A
SAP Risk Management	68%	21
IBM OpenPages	39%	N/A
OneTrust Tech Risk & Compliance	49%	N/A
Resolver	61%	15
ServiceNow Integrated Risk Management	72%	N/A
Diligent One Platform	57%	23
NAVEX One	N/A	N/A
Oracle GRC	N/A	N/A
SAI360	57%	35
Ideagen Risk Management	53%	17
LogicManager	42%	21
SAS Governance and Compliance Manager	N/A	N/A

(Additional Data for Enterprise Risk Management (ERM) continues on next page)

*N/A is displayed when data is not publicly available.

© 2025 G2, Inc. All rights reserved.

Additional Data for Enterprise Risk Management (ERM) (continued)

The table below highlights the average user adoption of each product as indicated in real user reviews on G2.

User Adoption and Return on Investment (ROI)

	User Adoption	Payback Period
	Average User Adoption	Estimated ROI (payback period in months)
Archer	64%	N/A
SureCloud	57%	29
StandardFusion	56%	14
Acuity Risk Management	33%	30
AuditRunner	N/A	N/A
Average	58%	16

(Additional Data for Enterprise Risk Management (ERM) continues on next page)

*N/A is displayed when data is not publicly available.

© 2025 G2, Inc. All rights reserved.

Additional Data for Enterprise Risk Management (ERM) (continued)

The table below highlights third-party market presence data used to inform the G2's Market Presence Score that highlights each products impact and influence in the category.

Market Presence

	Seller Name	Year Founded	Employees on LinkedIn (Seller)	LinkedIn Followers
AuditBoard	AuditBoard	2014	946	65,557
Workiva	Workiva	2008	3,218	129,262
Scrut Automation	Scrut Automation	2022	220	71,222
Sprinto	Sprinto Technology Private Limited	2020	457	317,684
LogicGate Risk Cloud	LogicGate	2015	240	23,780
Ncontracts	Ncontracts	2009	473	20,758
Hyperproof	Hyperproof	2018	182	26,635
Camms GRC	Camms, a Riskonnect Company	1996	348	32,787
Protecht	Protecht	1999	213	28,041
Fusion Risk Management	Fusion Risk Management	2006	284	12,119
Onspring	Onspring Technologies	2010	113	5,517
Pirani	Pirani	2011	135	6,783
Essential ERM	Tracker Networks Inc.	2018	10	561
GlobalSuite	GlobalSuite Solutions	2006	104	12,695
Complyance	Complyance		26	1,431
Compyl	Compyl	2020	41	6,630
ZenGRC	Zengrc	2009	70	6,969

(Additional Data for Enterprise Risk Management (ERM) continues on next page)

*N/A is displayed when data is not publicly available.

© 2025 G2, Inc. All rights reserved.

Additional Data for Enterprise Risk Management (ERM) (continued)

The table below highlights third-party market presence data used to inform the G2's Market Presence Score that highlights each products impact and influence in the category.

Market Presence

	Seller Name	Year Founded	Employees on LinkedIn (Seller)	LinkedIn Followers
Decision Focus	Decision Focus	2004	61	4,677
SimpleRisk	SimpleRisk	2013	11	856
Ostendio	Ostendio	2013	22	3,462
VComply	VComply	2019	50	14,051
C1Risk	C1Risk	2015	10	447
SAP Risk Management	SAP	1972	135,108	4,460,840
IBM OpenPages	IBM	1911	322,159	18,887,402
OneTrust Tech Risk & Compliance	OneTrust	2016	2,566	377,297
Resolver	Resolver		722	31,259
ServiceNow Integrated Risk Management	ServiceNow	2004	30,388	1,378,756
Diligent One Platform	Diligent Corporation	2001	2,822	123,622
NAVEX One	NAVEX	2012	1,438	42,549
Oracle GRC	Oracle	1977	195,794	10,856,810
SAI360	SAI360	2003	418	19,216
Ideagen Risk Management	Ideagen	2000	1,284	32,163
LogicManager	LogicManager	2005	56	9,500
SAS Governance and Compliance Manager	SAS Institute Inc.	1976	15,924	956,803

(Additional Data for Enterprise Risk Management (ERM) continues on next page)

*N/A is displayed when data is not publicly available.

© 2025 G2, Inc. All rights reserved.

Additional Data for Enterprise Risk Management (ERM) (continued)

The table below highlights third-party market presence data used to inform the G2's Market Presence Score that highlights each products impact and influence in the category.

Market Presence

	Seller Name	Year Founded	Employees on LinkedIn (Seller)	LinkedIn Followers
Archer	Archer Technologies	2023	843	29,369
SureCloud	SureCloud	2006	63	5,593
StandardFusion	StandardFusion	2016	42	1,563
Acuity Risk Management	Acuity Risk Management LLP	2005	13	2,178
AuditRunner	WorkRunner	2017	7	588

*N/A is displayed when data is not publicly available.

© 2025 G2, Inc. All rights reserved.